



CPVO

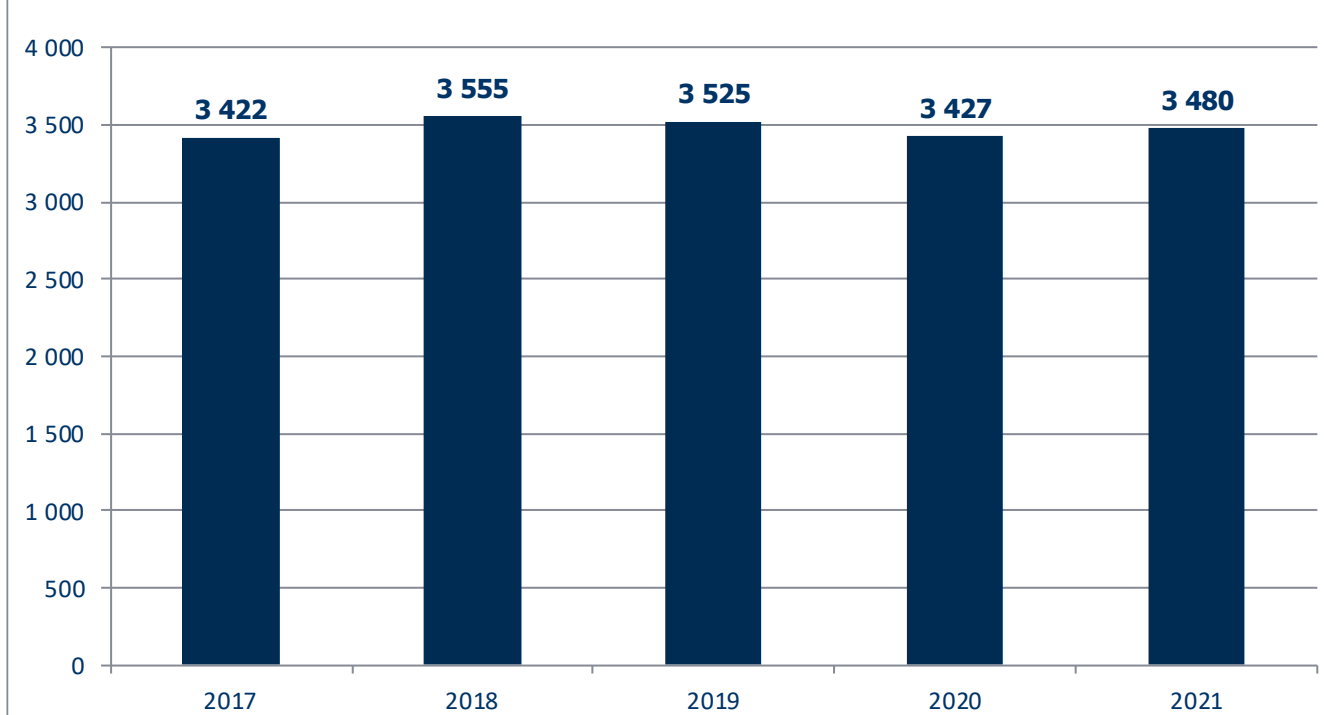
Community Plant Variety Office

CPVO annual statistics

Year 2021

Updated on 21/01/2022

Applications yearly comparison over the last 5 years



Year	Number of applications
2017	3422
2018	3555
2019	3525
2020	3427
2021	3480

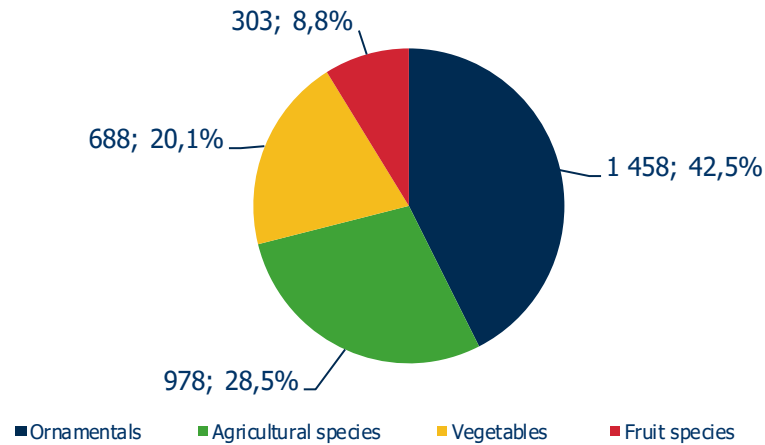
Applications listed by arrival date at the CPVO

Variation in percentage year 2021 compared to year 2020: +1,5%

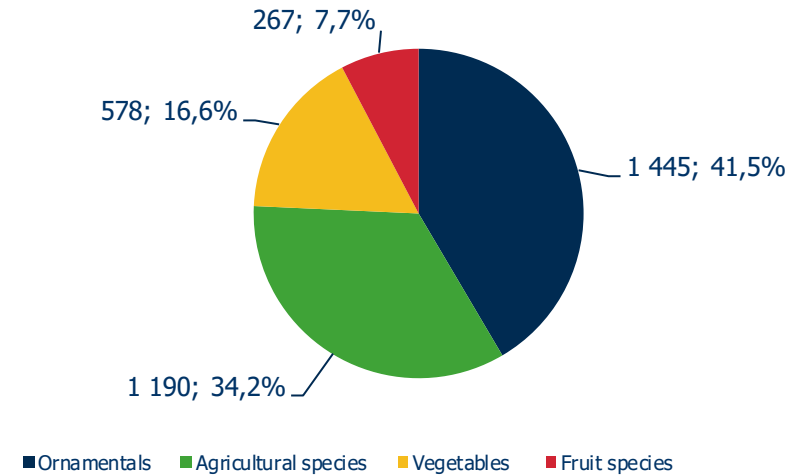
Variation in units year 2021 compared to year 2020: +53



Applications received for Community Plant Variety Rights from 01/01/2020 to 31/12/2020*



Applications received for Community Plant Variety Rights from 01/01/2021 to 31/12/2021*



NB: (*) Total = 3 427 applications received in 2020

NB: (*) Total = 3 480 applications received in 2021

	Agricultural		Fruit		Ornamental		Vegetable	
	2020	2021	2020	2021	2020	2021	2020	2021
Number of applications	978	1 190	303	267	1 458	1 445	688	578
Variation in units		212		-36		-13		-110
Variation in percentage		21,68%		-11,88%		-0,89%		-15,99%



Top 10 species by crop sector since 1995

Number of applications received in 2021 compared to Grand total since 1995

Ornamental species

Species names (groups)	In 2021	Grand Total
<i>Rosa</i> L.	168	4970
<i>Chrysanthemum</i>	83	3906
Calibrachoa and Petunia	68	1715
Phalaenopsis and Doritaenopsis	130	1614
<i>Lilium</i> L.	36	1371
<i>Gerbera</i> L.	29	1241
<i>Dianthus</i> L. and hybrids	38	1141
Pelargonium	25	1084
<i>Impatiens</i> L.	9	1015
<i>Anthurium</i> Schott	13	874

Agricultural species

Species names (groups)	In 2021	Grand Total
<i>Zea mays</i> L.	325	5508
<i>Triticum aestivum</i> L. emend. Fiori & Paol.	124	2431
<i>Brassica napus</i> L. emend. Metzg.	92	1921
<i>Solanum tuberosum</i> L.	72	1877
<i>Hordeum vulgare</i> L.	56	1597
<i>Helianthus annuus</i> L.	135	1299
<i>Lolium perenne</i> L.	20	443
<i>Triticum turgidum</i> L. subsp. durum (Desf.) Husn.	25	402
<i>Beta vulgaris</i> L. ssp <i>vulgaris</i> var. <i>saccharifera</i> Alef.	6	393
<i>Cannabis sativa</i> L.	104	344

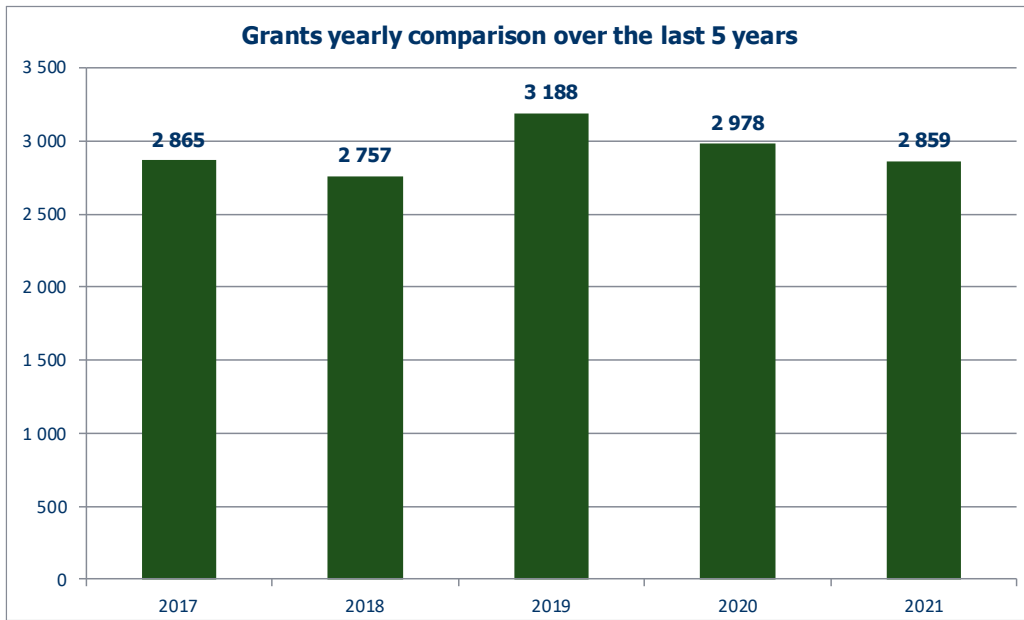
Vegetable species

Species names (groups)	In 2021	Grand Total
<i>Lactuca sativa</i> L.	166	3090
<i>Solanum lycopersicum</i> L.	107	1692
<i>Capsicum annuum</i> L.	44	738
<i>Cucumis melo</i> L.	43	622
<i>Phaseolus vulgaris</i> L.	20	567
<i>Pisum sativum</i> L.	22	539
<i>Cucumis sativus</i> L.	38	506
<i>Brassica oleracea</i> L. convar <i>botrytis</i> (L.) Alef. var. <i>botrytis</i>	5	261
<i>Allium cepa</i> (<i>Cepa</i> group)	17	235
<i>Spinacia oleracea</i> L.	9	221

Fruit species

Species names (groups)	In 2021	Grand Total
<i>Prunus persica</i> (L.) Batsch	37	1080
<i>Fragaria x ananassa</i> Duchesne ex Rozier	48	791
<i>Malus domestica</i> Borkh.	21	623
Vitis	29	368
<i>Prunus armeniaca</i> L.	5	327
Vaccinium	31	299
<i>Rubus idaeus</i> L.	13	276
<i>Prunus salicina</i> Lindl.	6	155
<i>Prunus avium</i> (L.) L.	13	154
<i>Rubus</i> subg. <i>Rubus</i>	23	121

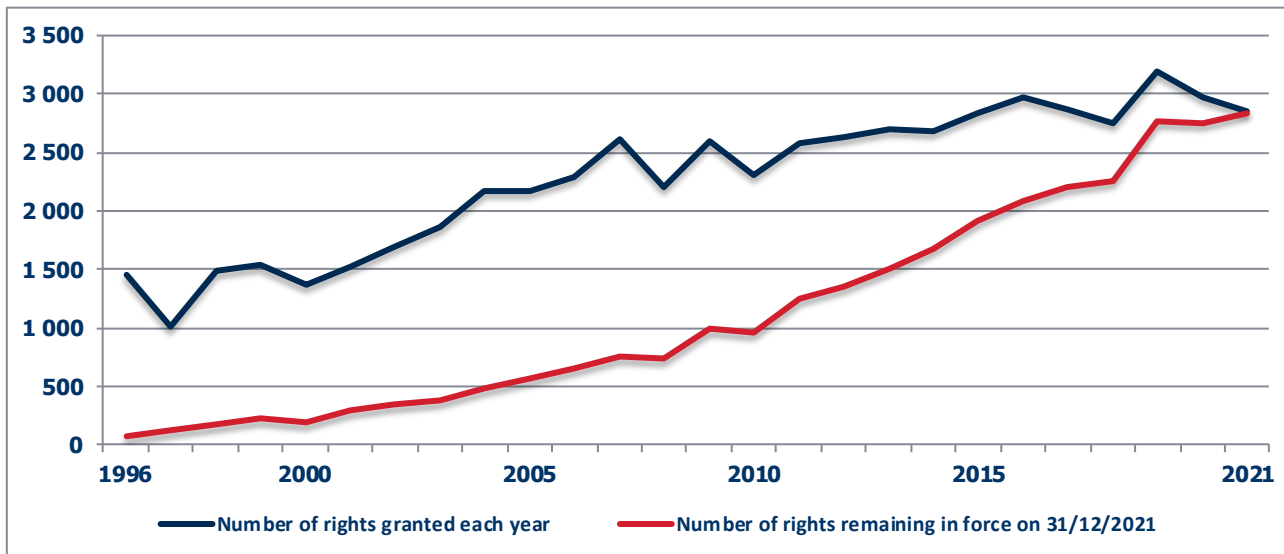




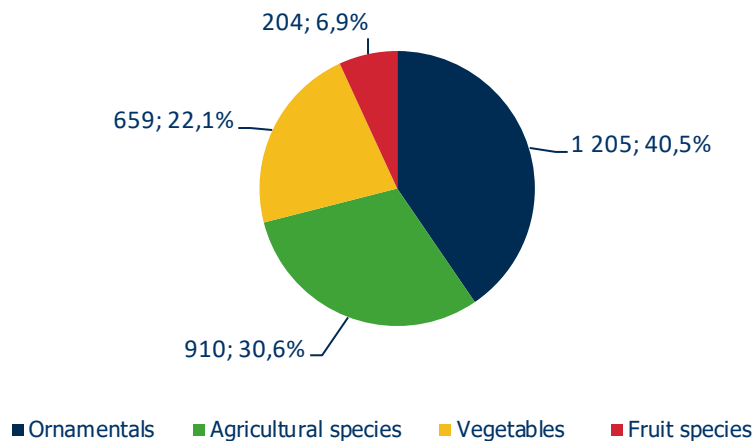
Year	Number of grants
2017	2 865
2018	2 757
2019	3 188
2020	2 978
2021	2 859

Variation in percentage year 2021 compared to year 2020:	-4.0%
--	-------

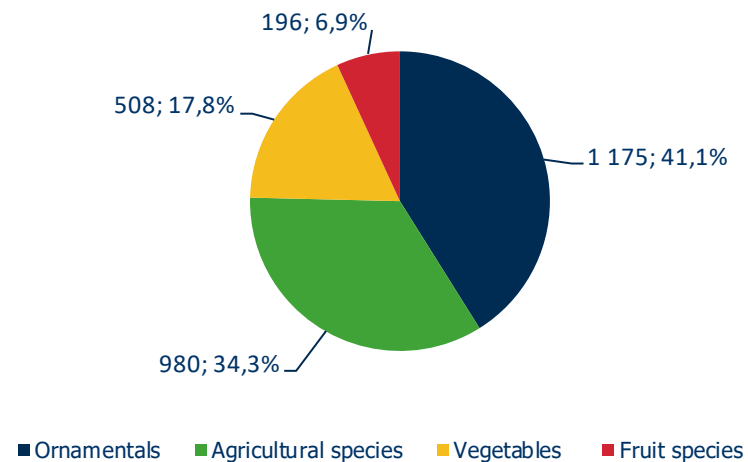
Variation in units year 2021 compared to year 2020:	-119
---	------



Community Plant Variety Rights granted from 01/01/2020 to 31/12/2020*



Community Plant Variety Rights granted from 01/01/2021 to 31/12/2021*



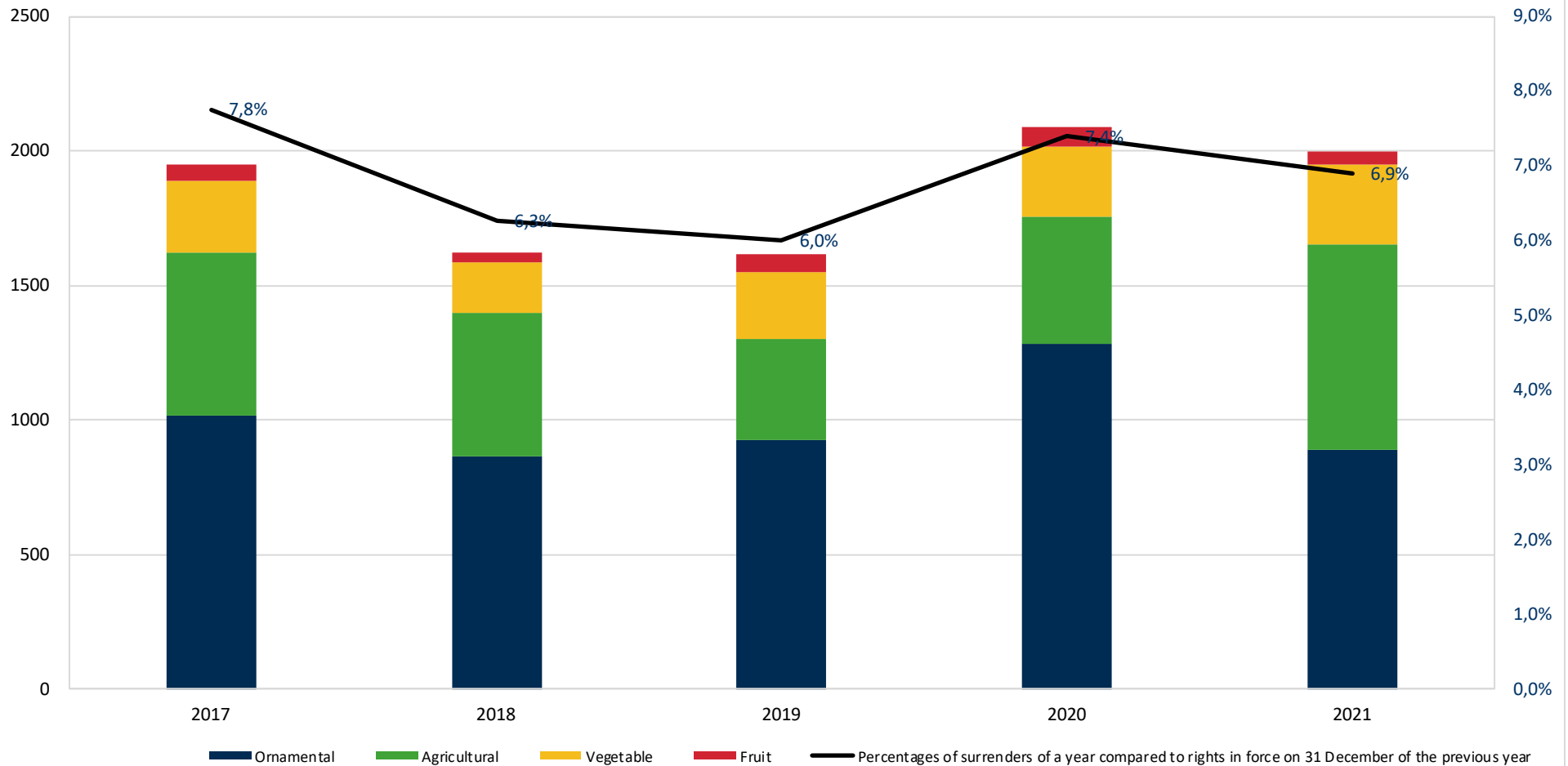
NB: (*) Total = 2978 rights granted in 2020

NB: (*) Total = 2859 rights granted in 2021

	Agricultural		Fruit		Ornamental		Vegetables	
	2020	2021	2020	2021	2020	2021	2020	2021
Number of grants	910	980	204	196	1 205	1 175	659	508
Difference in units		70		-8		-30		-151
Difference in percentage		7,69%		-3,92%		-2,49%		-22,91%



Evolution of number of surrenders of Community Plant Variety Rights over the last 5 years and percentages of surrenders of a year compared to rights in force on 31 December of the previous year



Evolution of the number of expiries of grants per crop sector since 2016

