



CPVO

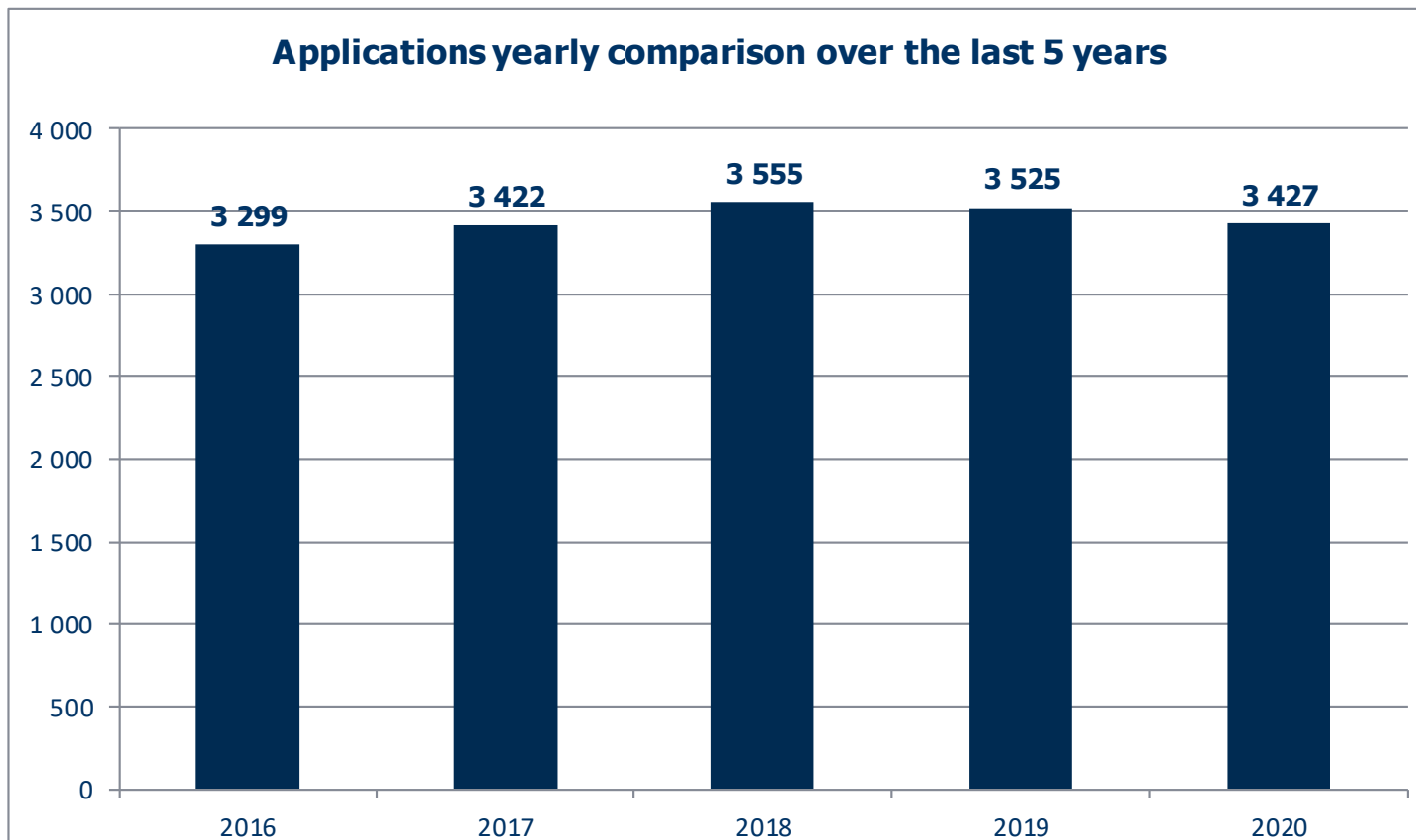
Community Plant Variety Office

CPVO annual statistics

Year 2020

Updated on 16/07/2021

Applications yearly comparison over the last 5 years



Year	Number of applications
2016	3 299
2017	3 422
2018	3 555
2019	3 525
2020	3 427

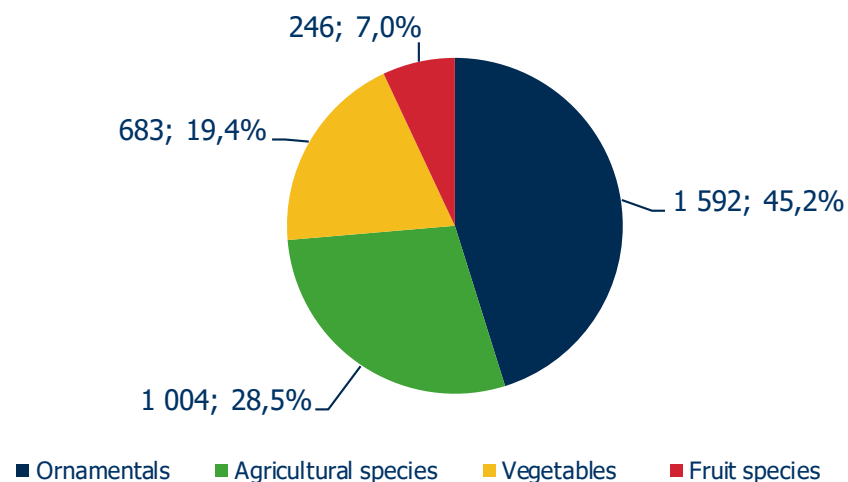
Applications listed by arrival date at the CPVO

Variation in percentage year 2020 compared to year 2019: -2.78%

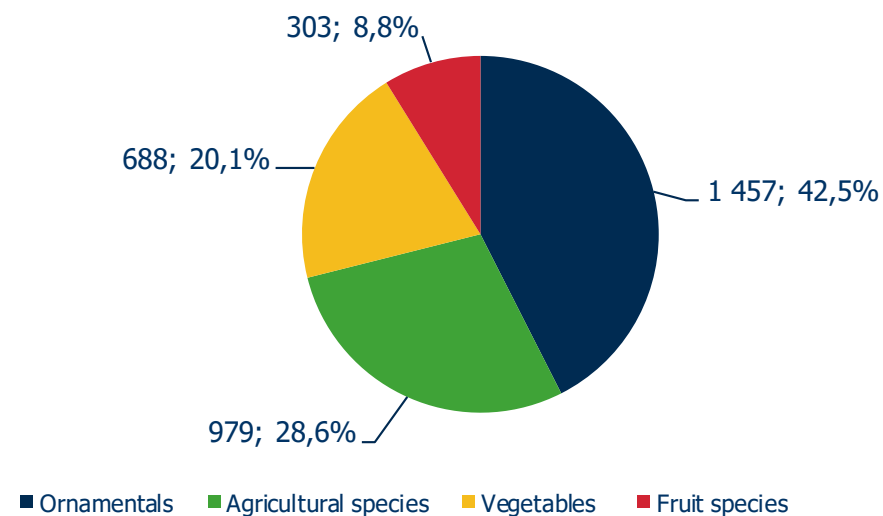
Variation in units year 2020 compared to year 2019: -98



Applications received for Community Plant Variety Rights from 01/01/2019 to 31/12/2019*



Applications received for Community Plant Variety Rights from 01/01/2020 to 31/12/2020*



NB: (*) Total = 3 525 applications received in 2019

NB: (*) Total = 3 427 applications received in 2020

	Agricultural		Fruit		Ornamental		Vegetable	
	2019	2020	2019	2020	2019	2020	2019	2020
Number of applications	1 004	979	246	303	1 592	1 457	683	688
Variation in units		-25		57		-135		5
Variation in percentage		-2,49%		23,17%		-8,48%		0,73%



Top 10 species by crop sector since 1995

Number of applications received in 2020 compared to Grand total since 1995

Ornamental species

Species names (groups)	In 2020	Grand Total
<i>Rosa</i> L.	174	4802
<i>Chrysanthemum</i>	78	3823
Pelargonium	79	1758
Calibrachoa and Petunia	78	1647
Phalaenopsis and Doritaenopsis	108	1484
<i>Lilium</i> L.	14	1335
<i>Gerbera</i> L.	18	1212
<i>Dianthus</i> L. and hybrids	48	1103
<i>Impatiens</i> L.	12	1006
<i>Anthurium</i> Schott	22	861

Agricultural species

Species names (groups)	In 2020	Grand Total
<i>Zea mays</i> L.	173	5183
<i>Triticum aestivum</i> L. emend. Fiori & Paol.	133	2307
<i>Brassica napus</i> L. emend. Metzg.	149	1829
<i>Solanum tuberosum</i> L.	72	1805
<i>Hordeum vulgare</i> L.	75	1541
<i>Helianthus annuus</i> L.	56	1165
<i>Lolium perenne</i> L.	19	423
<i>Triticum turgidum</i> L. subsp. durum (Desf.) Husn.	25	377
<i>Beta vulgaris</i> L. ssp <i>vulgaris</i> var. <i>saccharifera</i> Alef.	11	375
x <i>Triticosecale</i> Witt.	16	287

Vegetable species

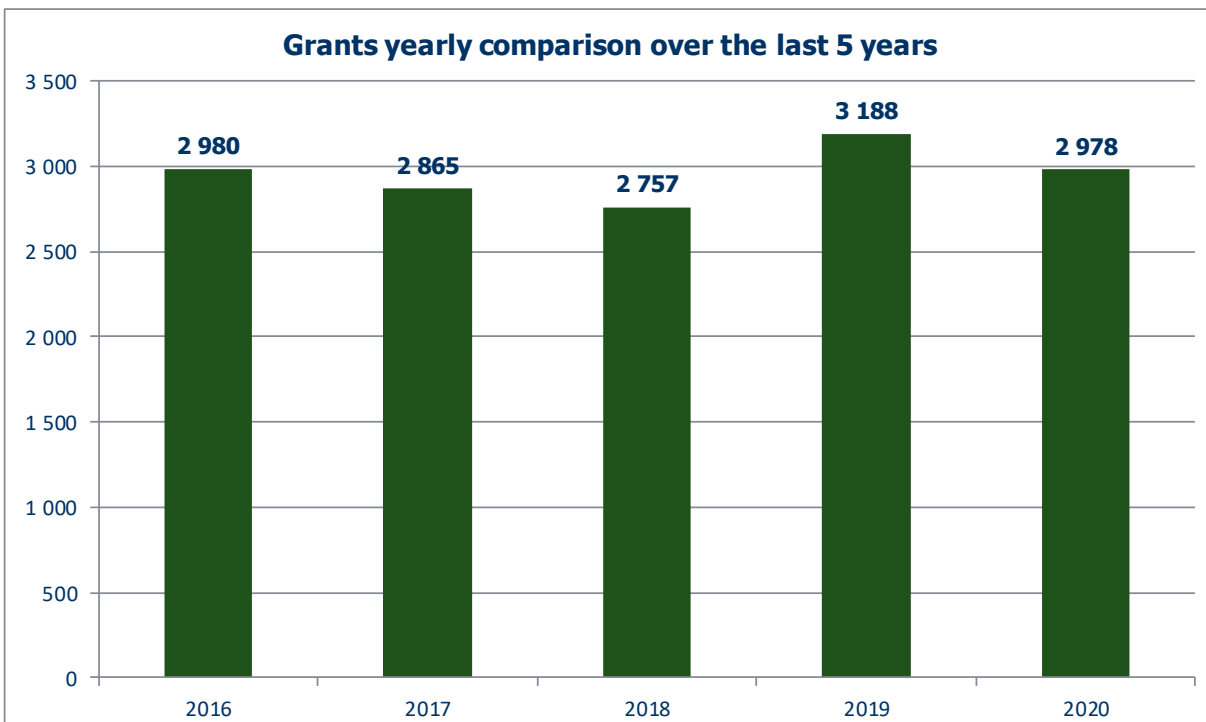
Species names (groups)	In 2020	Grand Total
<i>Lactuca sativa</i> L.	230	2924
<i>Solanum lycopersicum</i> L.	90	1586
<i>Capsicum annuum</i> L.	59	694
<i>Cucumis melo</i> L.	47	579
<i>Phaseolus vulgaris</i> L.	27	547
<i>Pisum sativum</i> L.	27	517
<i>Cucumis sativus</i> L.	33	468
<i>Brassica oleracea</i> L. convar <i>botrytis</i> (L.) Alef. var. <i>botrytis</i>	17	256
<i>Allium cepa</i> (<i>Cepa</i> group)	17	218
<i>Spinacia oleracea</i> L.	15	212

Fruit species

Species names (groups)	In 2020	Grand Total
<i>Prunus persica</i> (L.) Batsch	47	1043
<i>Fragaria x ananassa</i> Duchesne ex Rozier	48	743
<i>Malus domestica</i> Borkh.	28	602
Vitis	20	339
<i>Prunus armeniaca</i> L.	8	322
Vaccinium	37	268
<i>Rubus idaeus</i> L.	24	263
<i>Prunus salicina</i> Lindl.	7	149
<i>Prunus avium</i> (L.) L.	5	141
<i>Rubus</i> subg. <i>Rubus</i>	12	98



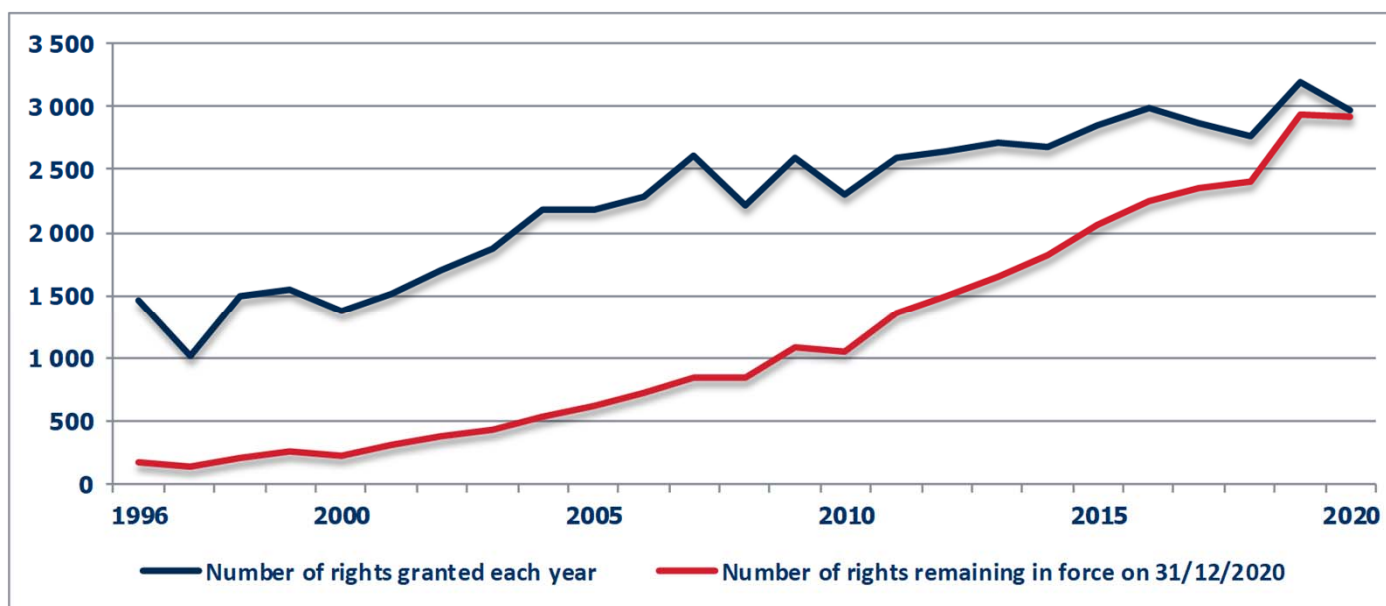
Grants yearly comparison over the last 5 years



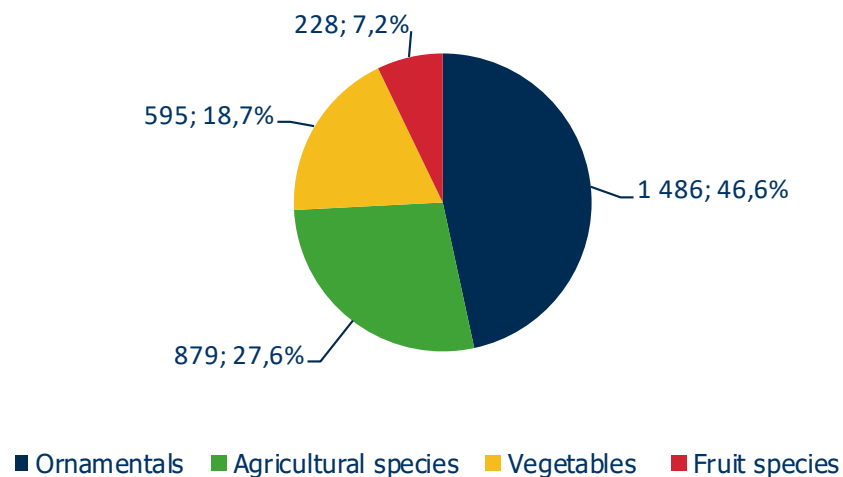
Year	Number of grants
2016	2 980
2017	2 865
2018	2 757
2019	3 188
2020	2 978

Variation in percentage year 2020 compared to year 2019:	-6,59%
--	--------

Variation in units year 2020 compared to year 2019:	-210
---	------

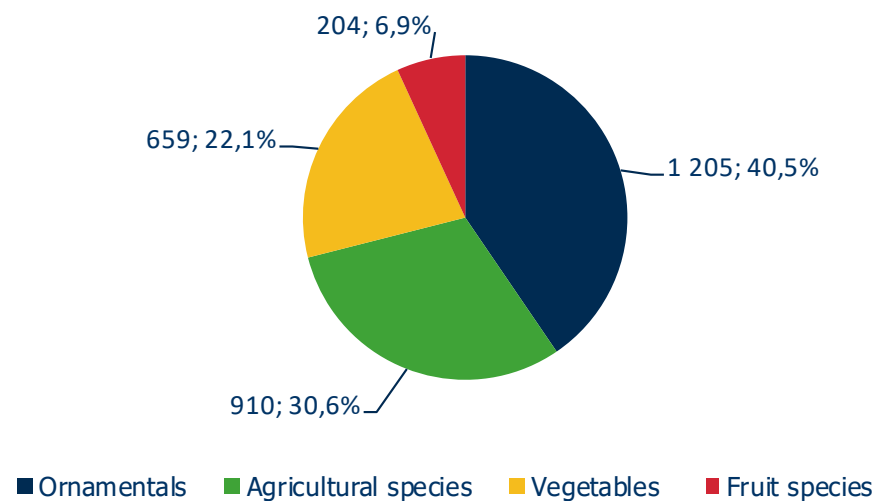


Community Plant Variety Rights granted from 01/01/2019 to 31/12/2019*



NB: (*) Total = 3188 rights granted in 2019

Community Plant Variety Rights granted from 01/01/2020 to 31/12/2020*

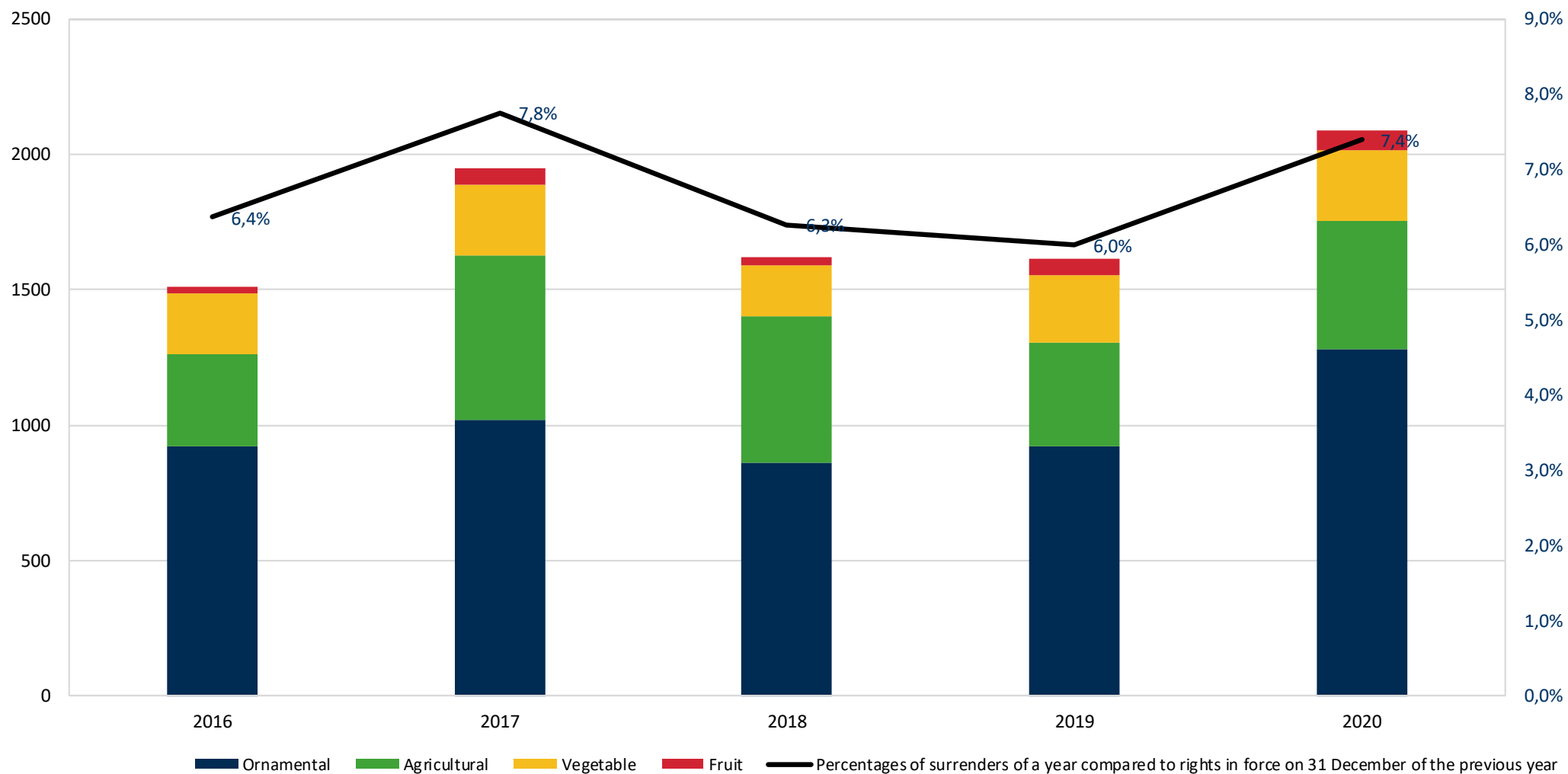


NB: (*) Total = 2978 rights granted in 2020

	Agricultural		Fruit		Ornamental		Vegetables	
	2019	2020	2019	2020	2019	2020	2019	2020
Number of grants	879	910	228	204	1 486	1 205	595	659
Difference in units		31		-24		-281		64
Difference in percentage		3,53%		-10,53%		-18,91%		10,76%



Evolution of number of surrenders of Community Plant Variety Rights over the last 5 years and percentages of surrenders of a year compared to rights in force on 31 December of the previous year



Evolution of the number of expiries of grants per crop sector since 2016

