



CPVO

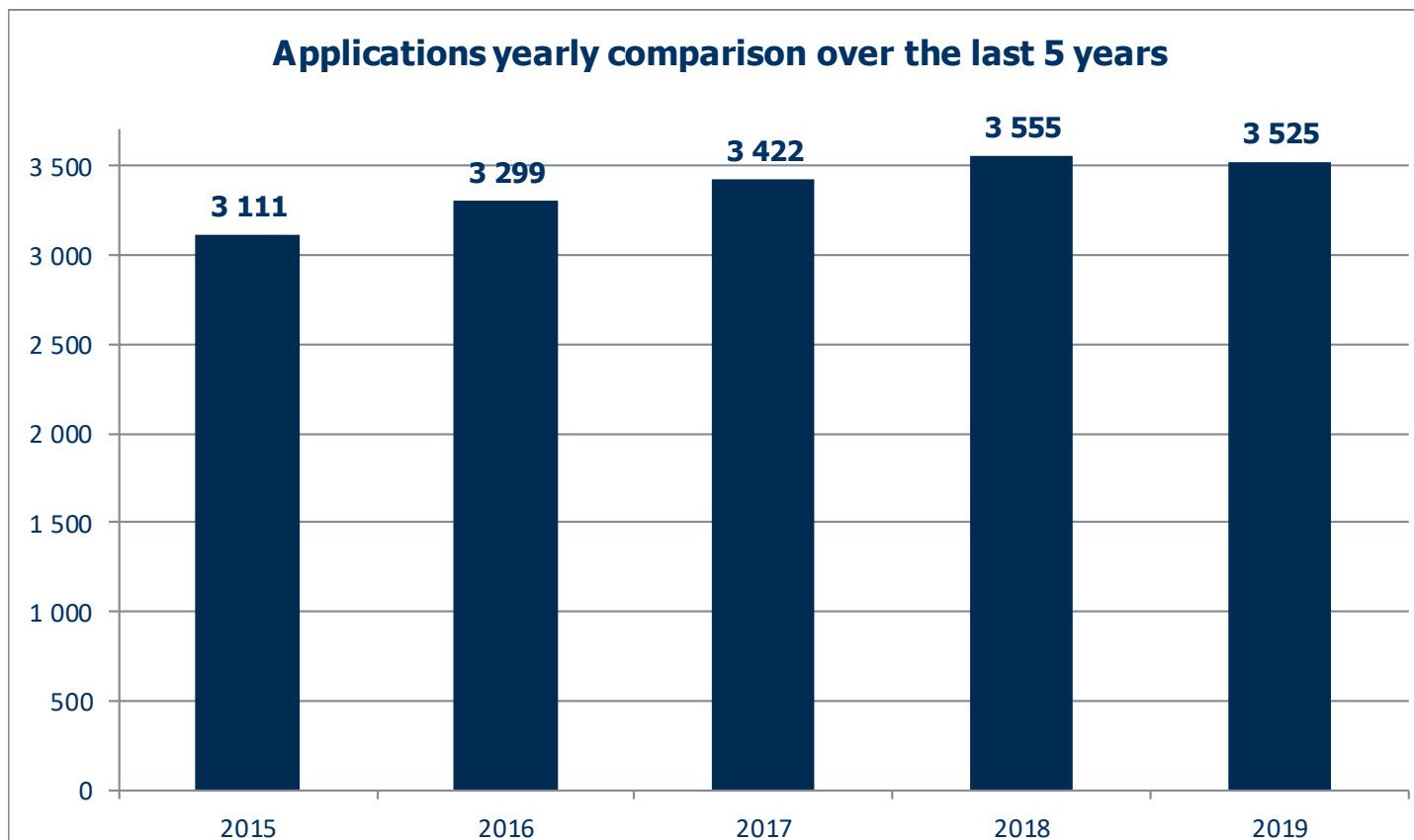
Community Plant Variety Office



CPVO annual statistics

Year 2019

Applications yearly comparison over the last 5 years



Year	Number of applications
2015	3 111
2016	3 299
2017	3 422
2018	3 555
2019	3 525

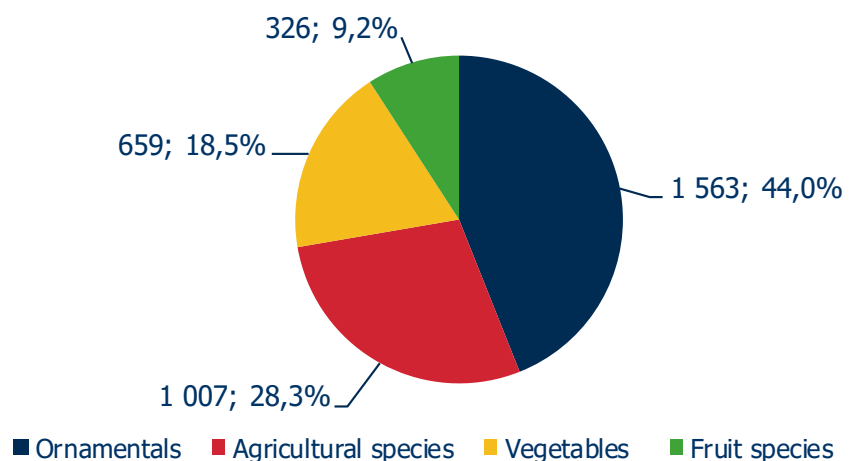
Applications listed by arrival date at the CPVO

Variation in percentage year 2019 compared to year 2018: -0.84%

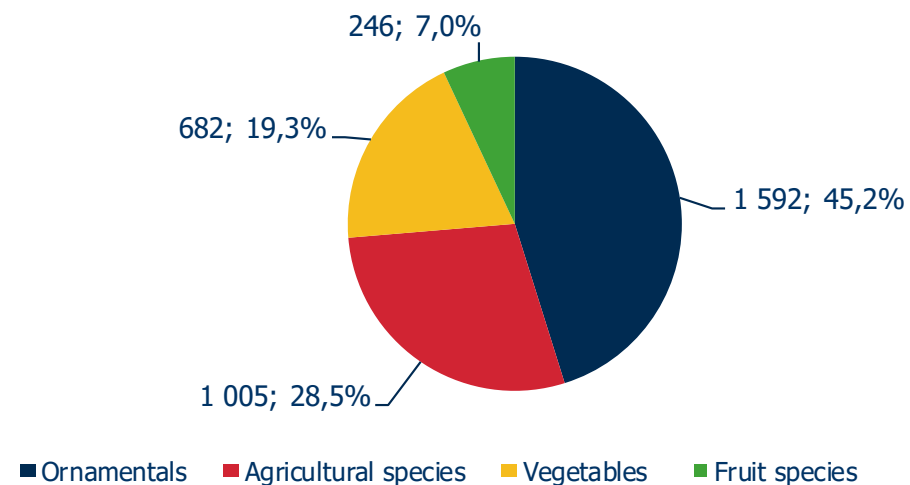
Variation in units year 2019 compared to year 2018: -30



Applications received for Community Plant Variety Rights from 01/01/2018 to 31/12/2018*



Applications received for Community Plant Variety Rights from 01/01/2019 to 31/12/2019*



NB: (*) Total = 3 555 applications received in 2018

NB: (*) Total = 3 525 applications received in 2019

	Agricultural		Fruit		Ornamental		Vegetable	
	2018	2019	2018	2019	2018	2019	2018	2019
Number of applications	1 007	1 005	326	246	1 563	1 592	659	682
Variation in units		-2		-80		29		23
Variation in percentage		-0,20%		-24,54%		1,86%		3,49%



Top 10 species by crop sector since 1995

Number of applications received in 2019 compared to Grand total since 1995

Ornamental species

Species names (groups)	In 2019	Grand Total
<i>Rosa</i> L.	175	4628
<i>Chrysanthemum</i>	121	3745
Pelargonium	56	1679
Calibrachoa and Petunia	50	1569
<i>Lilium</i> L.	21	1321
Phalaenopsis and Doritaenopsis	151	1243
<i>Gerbera</i> L.	44	1194
<i>Dianthus</i> L. and hybrids	40	1055
<i>Impatiens</i> L.	16	994
<i>Anthurium</i> Schott	30	839

Agricultural species

Species names (groups)	In 2019	Grand Total
<i>Zea mays</i> L.	229	5010
<i>Triticum aestivum</i> L. emend. Fiori & Paol.	150	2174
<i>Solanum tuberosum</i> L.	68	1733
<i>Brassica napus</i> L. emend. Metzg.	120	1680
<i>Hordeum vulgare</i> L.	100	1466
<i>Helianthus annuus</i> L.	40	1109
<i>Lolium perenne</i> L.	46	404
<i>Beta vulgaris</i> L. ssp <i>vulgaris</i> var. <i>saccharifera</i> Alef.	-	364
<i>Triticum turgidum</i> L. subsp. durum (Desf.	13	352
<i>Pisum sativum</i> L.	-	282

Vegetables species

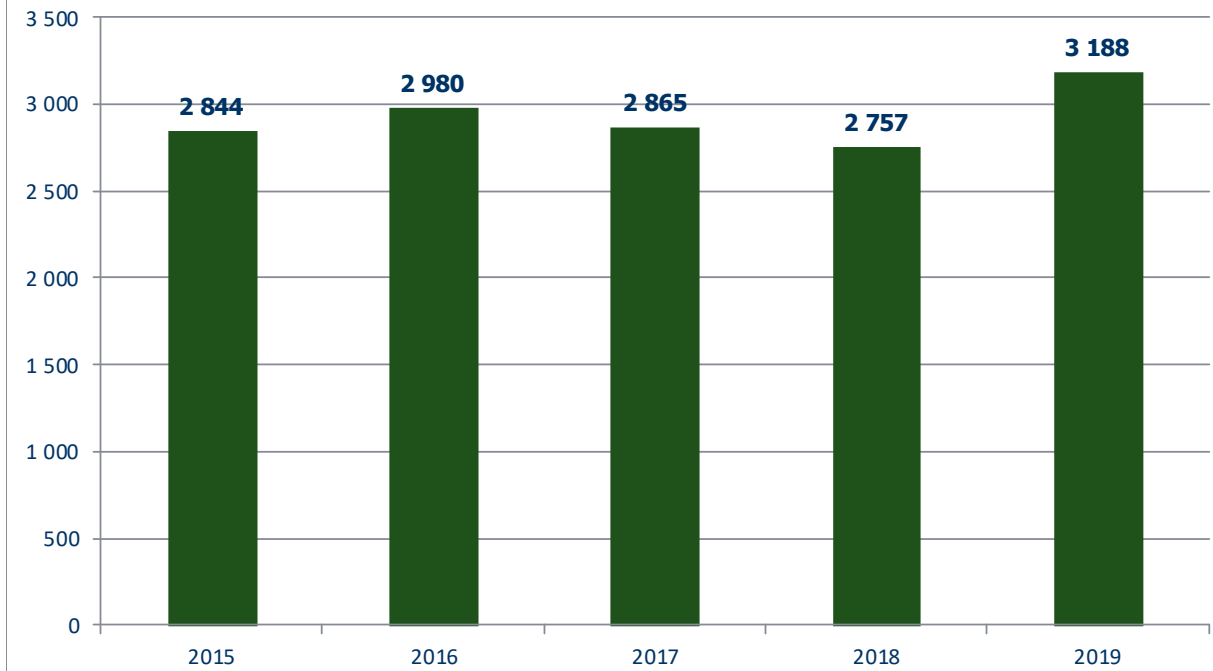
Species names (groups)	In 2019	Grand Total
<i>Lactuca sativa</i> L.	180	2694
<i>Solanum lycopersicum</i> L.	150	1496
<i>Capsicum annuum</i> L.	61	635
<i>Cucumis melo</i> L.	63	531
<i>Phaseolus vulgaris</i> L.	12	520
<i>Pisum sativum</i> L.	28	490
<i>Cucumis sativus</i> L.	21	435
<i>Brassica oleracea</i> L. convar <i>botrytis</i> (L.) Alef. var. <i>botrytis</i>	4	239
<i>Cichorium endivia</i> L.	6	202
<i>Allium cepa</i> (<i>Cepa</i> group)	10	201

Fruit species

Species names (groups)	In 2019	Grand Total
<i>Prunus persica</i> (L.) Batsch	34	996
<i>Fragaria x ananassa</i> Duchesne ex Rozier	53	695
<i>Malus domestica</i> Borkh.	23	573
Vitis	14	319
<i>Prunus armeniaca</i> L.	10	314
<i>Rubus idaeus</i> L.	27	239
Vaccinium	20	222
<i>Prunus salicina</i> Lindl.	8	142
<i>Prunus avium</i> (L.) L.	8	136
<i>Pyrus communis</i> L.	3	88



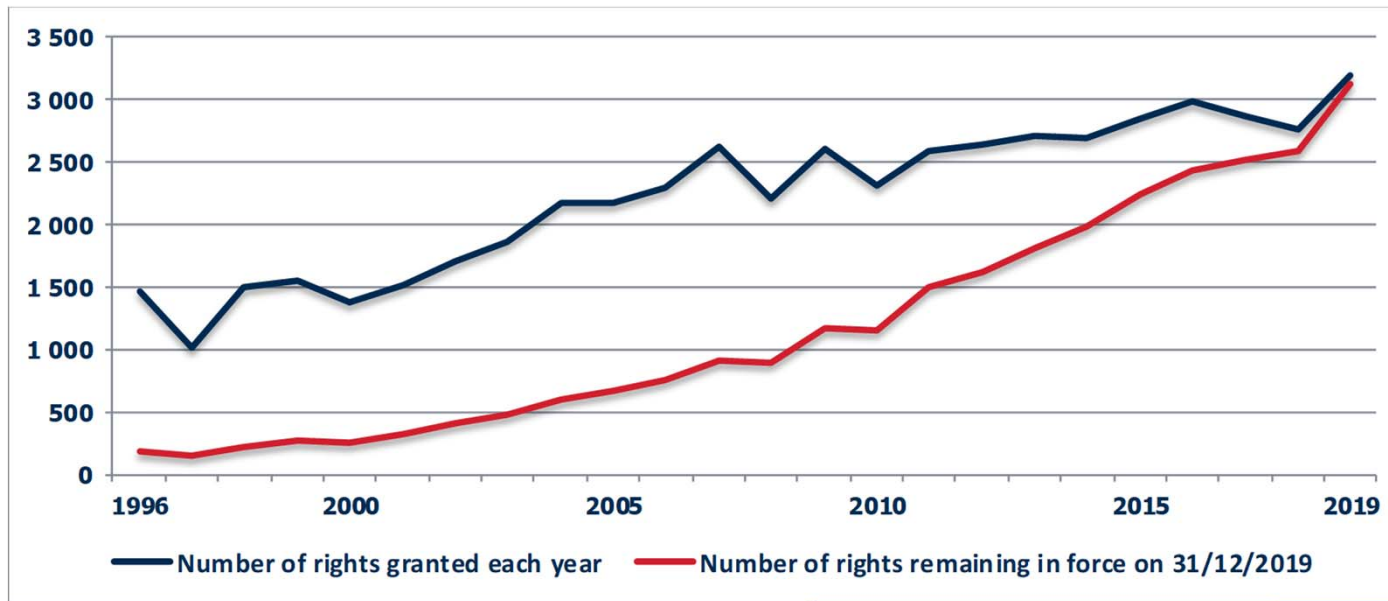
Grants yearly comparison over the last 5 years



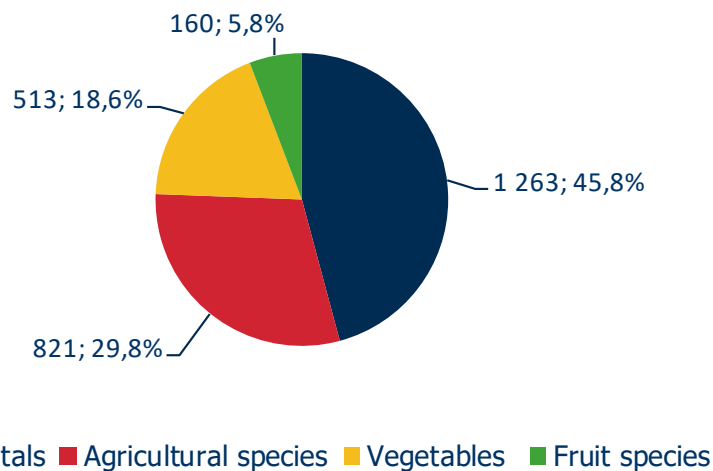
Year	Number of grants
2015	2 844
2016	2 980
2017	2 865
2018	2 757
2019	3 188

Variation in percentage year 2019 compared to year 2018:	+15.63%
--	---------

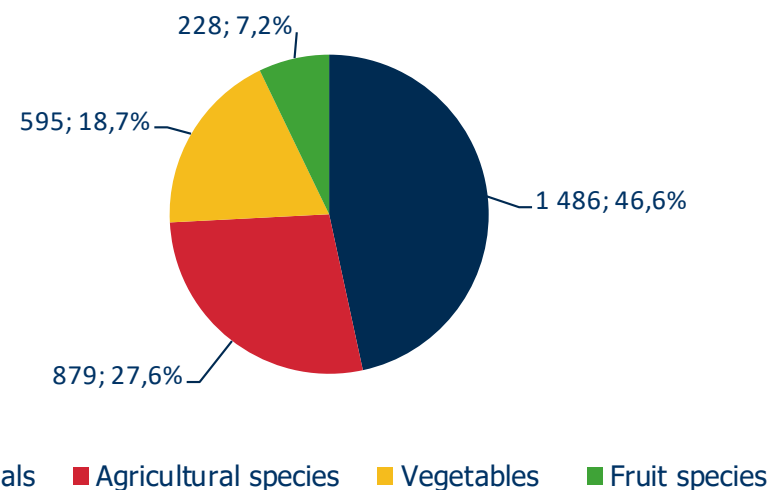
Variation in units year 2019 compared to year 2018:	+431
---	------



Community Plant Variety Rights granted from 01/01/2018 to 31/12/2018*



Community Plant Variety Rights granted from 01/01/2019 to 31/12/2019*



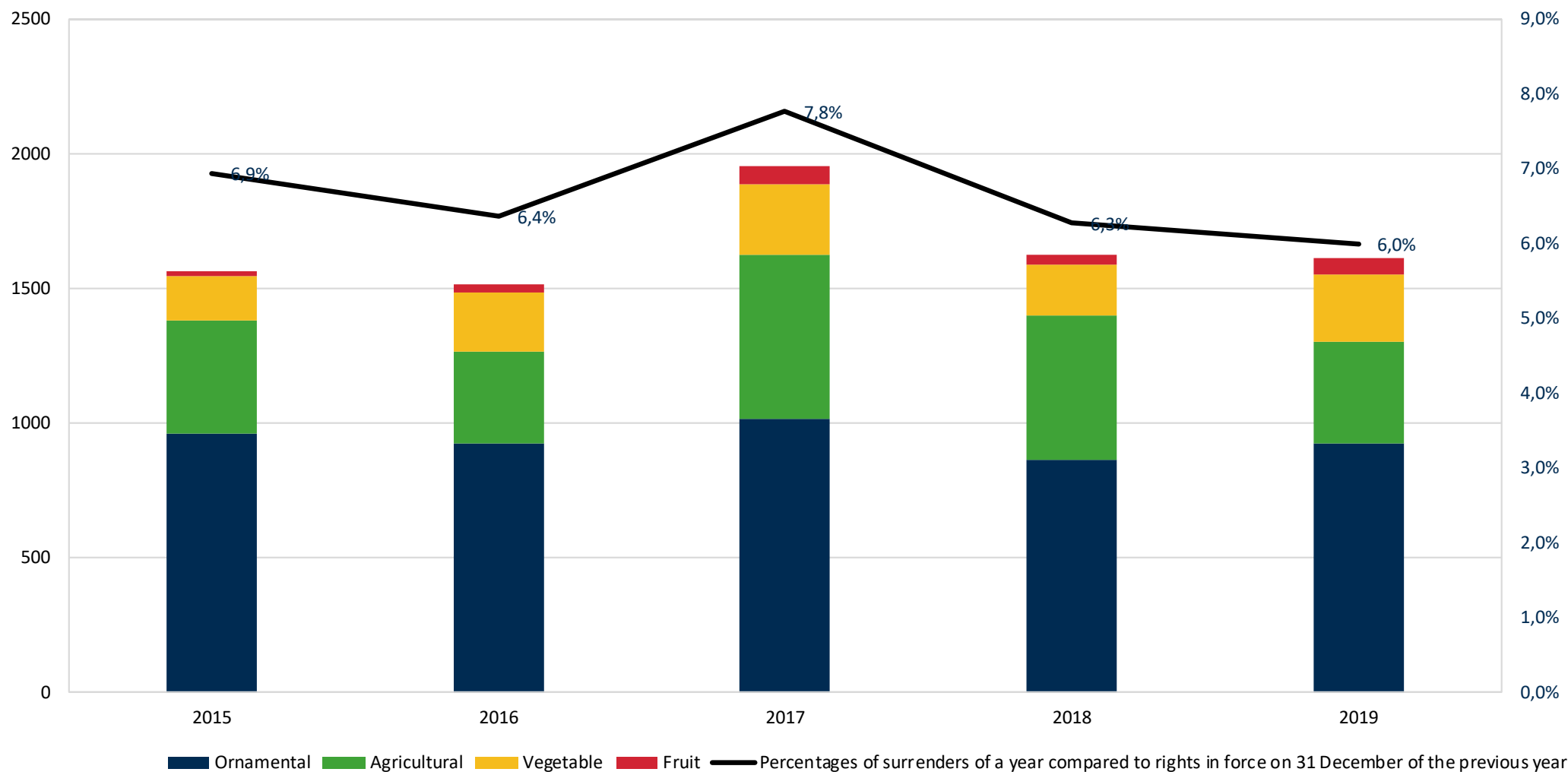
NB: (*) Total = 2,757 rights granted in 2018

NB: (*) Total = 3,188 rights granted in 2019

	Agricultural		Fruit		Ornamental		Vegetables	
	2018	2019	2018	2019	2018	2019	2018	2019
Number of grants	821	879	160	228	1 263	1 486	513	595
Difference in units		58		68		223		82
Difference in percentage		7,06%		42,50%		17,66%		15,98%



Evolution of number of surrenders of Community Plant Variety Rights over the last 5 years and percentages of surrenders of a year compared to rights in force on 31 December of the previous year



Evolution of the number of expiries of grants per crop sector since 2016

