

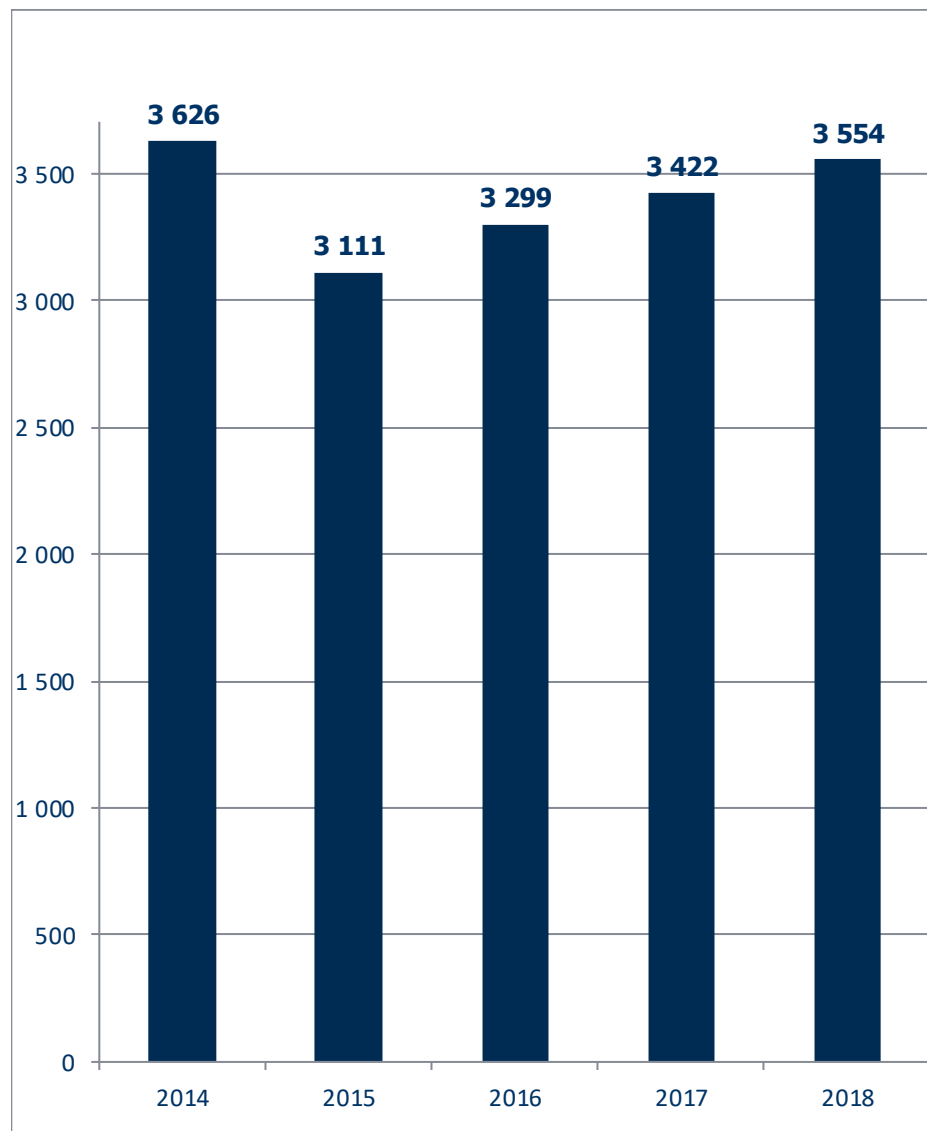
CPVO

Annual Statistics

Applications yearly comparison

From 01/01/2014 to 31/12/2018

Year	Number of applications
2014	3 626
2015	3 111
2016	3 299
2017	3 422
2018	3 554



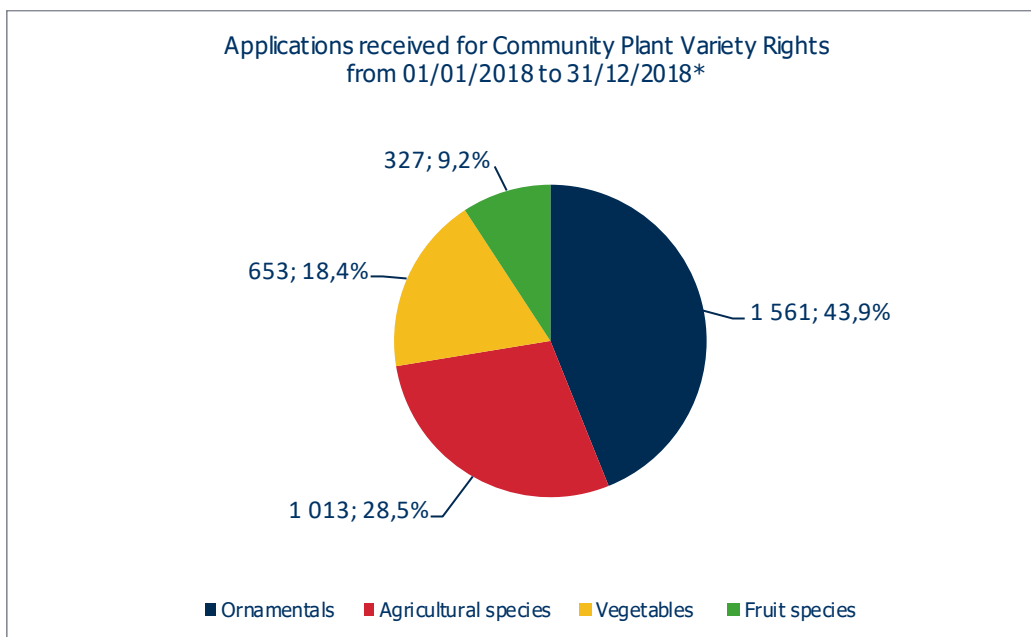
Applications listed by arrival date at the CPVO

Variation in percentage from 2018 compared to 2017: +3.86%

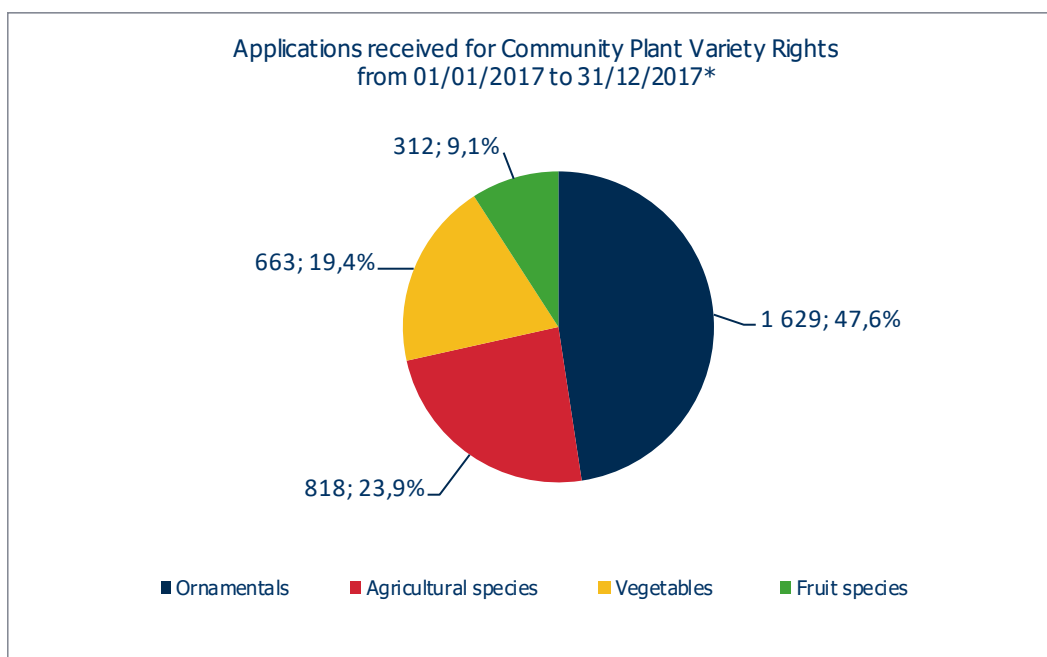
Variation in units from 2018 compared to 2017: +132



Applications comparison by crop sector



NB: (*) Total = 3 554 applications received in 2018



NB: (*) Total = 3 422 applications received in 2017

	Agricultural		Fruit		Ornamental		Vegetable	
	2017	2018	2017	2018	2017	2018	2017	2018
Nb applications	818	1 013	312	327	1 629	1 561	663	653
Variation in unit		195		15		-68		-10
Variation in percentage		23,84%		4,81%		-4,17%		-1,51%



Top 10 species by crop sector in 2018 and Grand total since 1995

Ornamental species

Species names (group)	In 2018	Grand Total
<i>Rosa</i> L.	242	4453
<i>Chrysanthemum</i> L.	140	3624
Phalaenopsis and Doritaenopsis	112	1223
Calibrachoa and Petunia	72	1495
<i>Gerbera</i> L.	54	1150
<i>Pelargonium</i> L.	53	1630
<i>Hydrangea</i> L.	52	578
<i>Lilium</i> L.	35	1300
<i>Dianthus</i> L.	35	1015
<i>Vanda Jones ex R. Br.</i>	26	124

Agricultural species

Species names (group)	In 2018	Grand Total
<i>Zea mays</i> L.	267	4788
<i>Triticum aestivum</i> L. emend. Fiori & Paol.	152	2024
<i>Brassica napus</i> L. emend. Metzg.	103	1560
<i>Hordeum vulgare</i> L.	93	1366
<i>Solanum tuberosum</i> L.	84	1665
<i>Helianthus annuus</i> L.	59	1069
<i>Cannabis sativa</i> L.	44	90
<i>Glycine max</i> (L.) Merril	23	173
<i>Triticum turgidum</i> L. subsp. durum (Desf.) Husn.	22	339
x <i>Triticosecale</i> Witt.	20	250

Vegetables species

Species names (group)	In 2018	Grand Total
<i>Lactuca sativa</i> L.	248	2514
<i>Solanum lycopersicum</i> L.	116	1346
<i>Capsicum annuum</i> L.	47	574
<i>Cucumis sativus</i> L.	37	414
<i>Cucumis melo</i> L.	30	468
<i>Pisum sativum</i> L.	28	462
<i>Phaseolus vulgaris</i> L.	27	508
<i>Spinacia oleracea</i> L.	13	190
<i>Allium porrum</i> L.	11	160
<i>Ocimum basilicum</i> L.	9	64

Fruit species

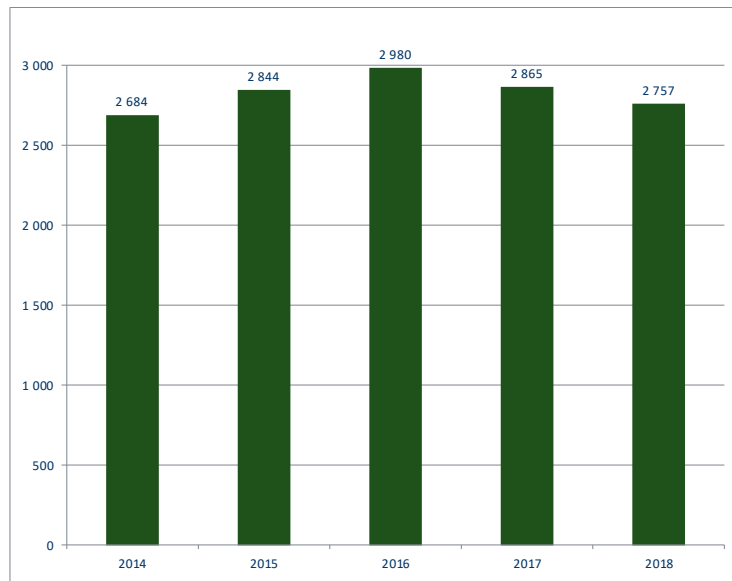
Species names (group)	In 2018	Grand Total
Vitis	50	305
<i>Olea europaea</i> L.	39	51
Vaccinium	38	204
<i>Fragaria x ananassa</i> Duchesne ex Rozier	37	642
<i>Malus domestica</i> Borkh.	27	550
<i>Rubus idaeus</i> L.	22	212
<i>Prunus persica</i> (L.) Batsch	21	962
<i>Prunus avium</i> (L.) L.	12	128
<i>Prunus armeniaca</i> L.	8	304
<i>Rubus</i> subg. <i>Rubus</i>	8	81



Grants yearly comparison

From 01/01/2014 to 31/12/2018

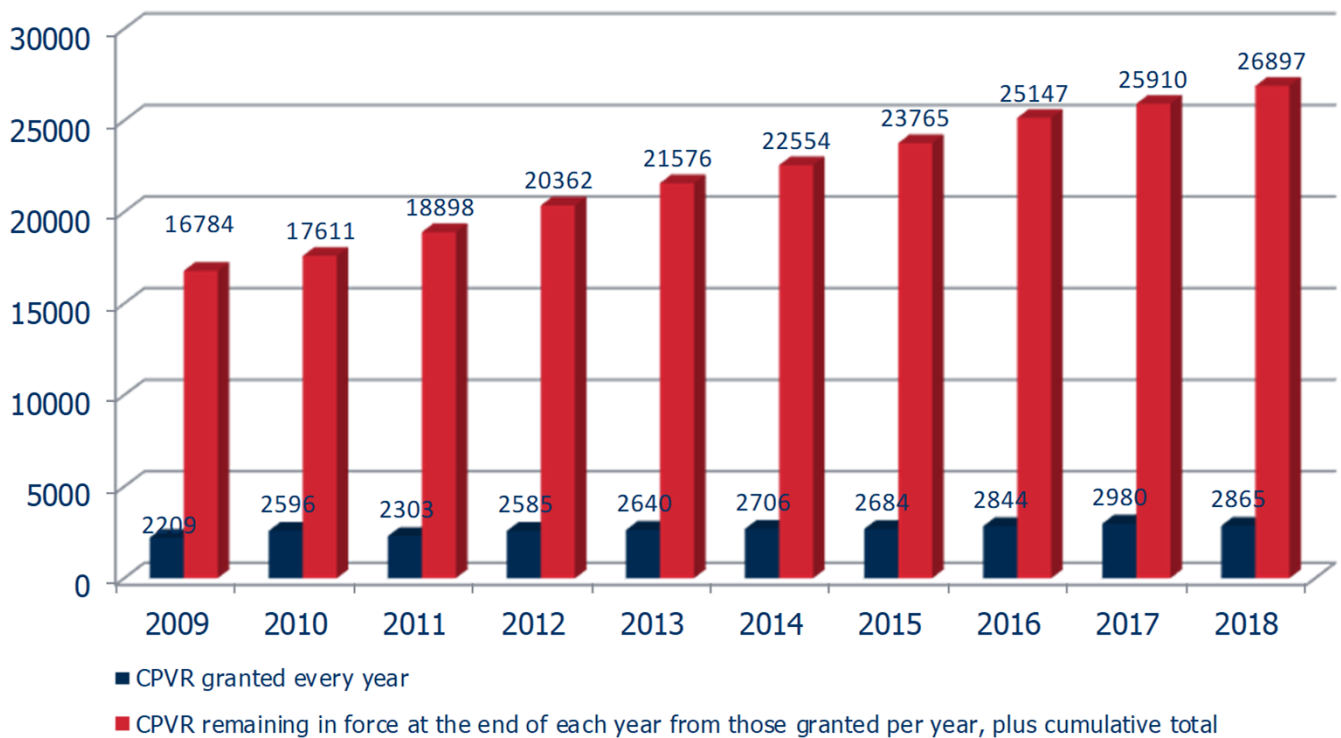
Year	Number of grants
2014	2 684
2015	2 844
2016	2 980
2017	2 865
2018	2 757



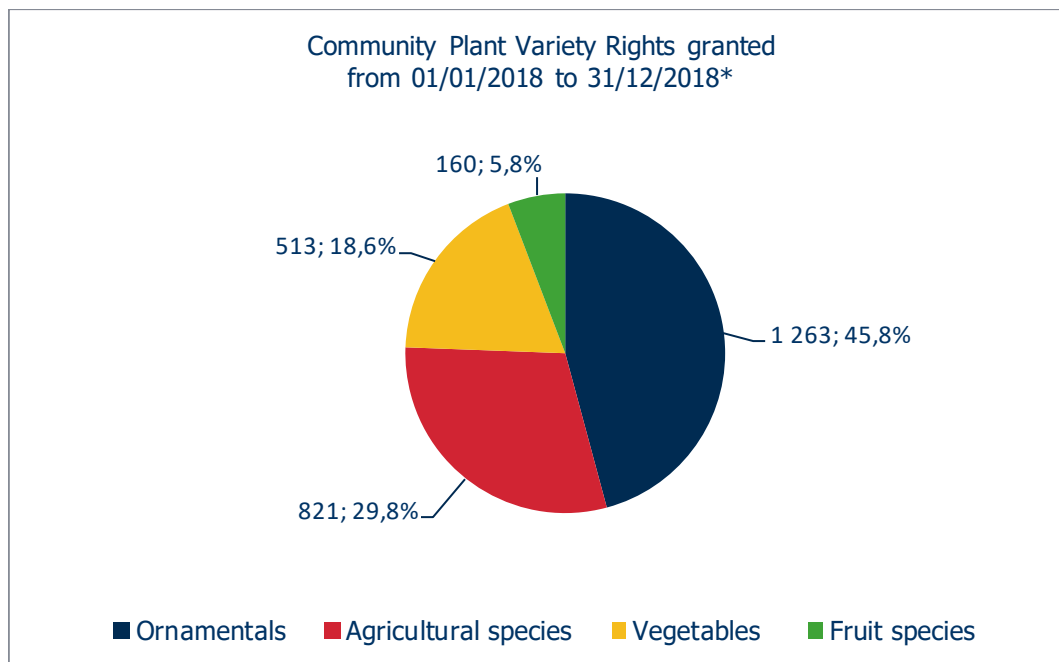
Variation in percentage from 2018 compared to 2017: -3.77%

Variation in units from 2018 compared to 2017: -108

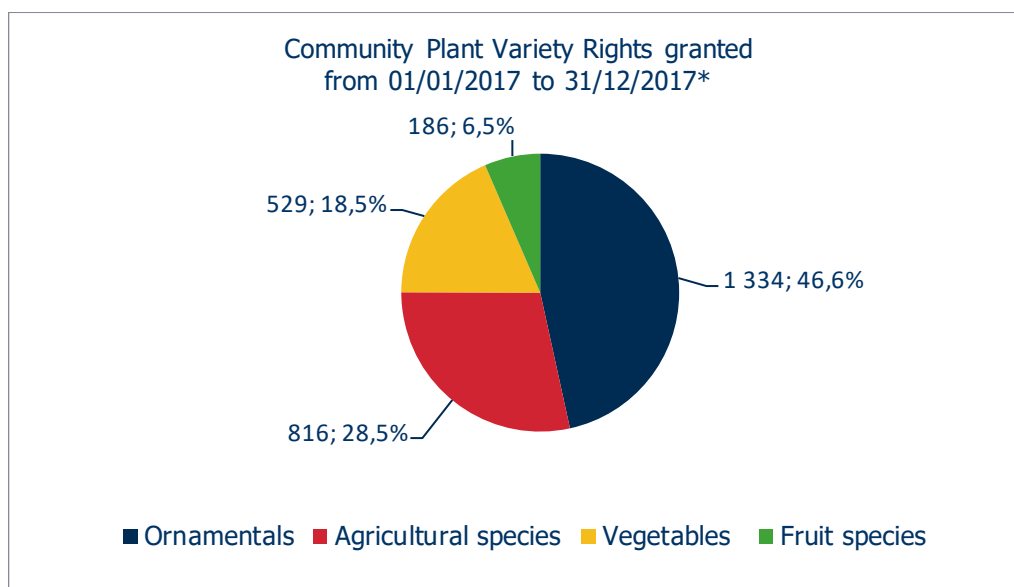
Evolution of varieties protected under the Community system from 01/01/2009 to 31/12/2018



Grants comparison by crop sector



NB: (*) Total = 2,757 rights granted in 2018



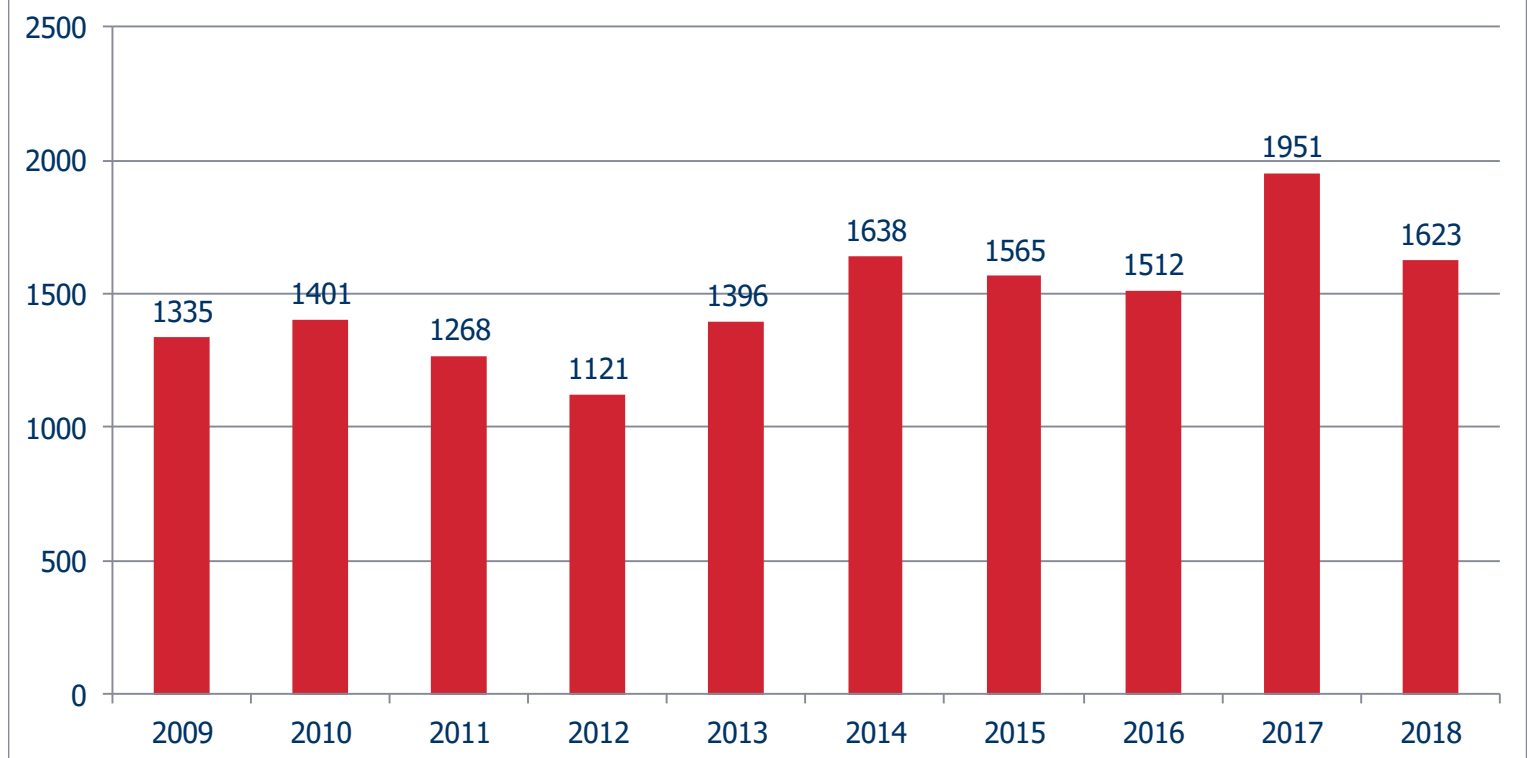
NB: (*) Total = 2,865 rights granted in 2017

	Agricultural		Fruit		Ornamental		Vegetables	
	2017	2018	2017	2018	2017	2018	2017	2018
Nb grants	816	821	186	160	1 334	1 263	529	513
Difference in nb. of grants		5		-26		-71		-16
% Difference		0,61%		-13,98%		-5,32%		-3,02%



Surrenders yearly comparison

Evolution of number of surrenders of Community Plant Variety Rights
from 01/01/2009 to 31/12/2018



Variation in percentage from 2018 compared to 2017: -16.86%

Variation in units from 2018 compared to 2017: ▼ -328

