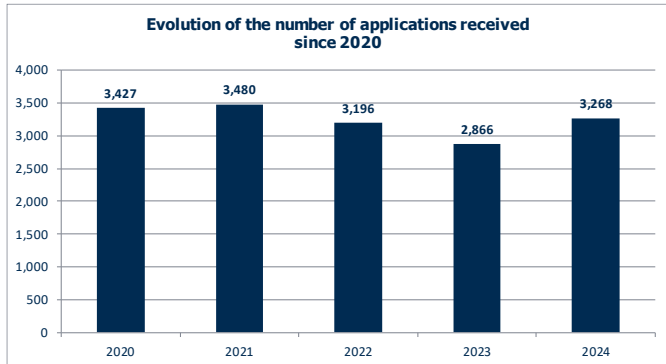


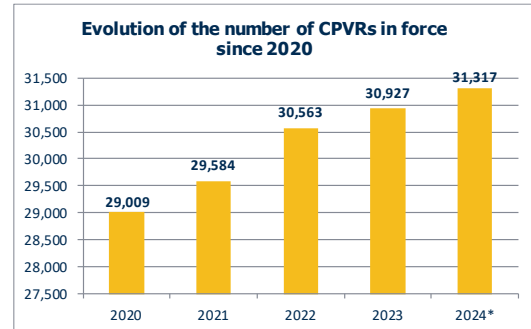
Number of community plant variety applications received

Total number of applications received since 1995	84 830
Ornamental crop sector.....	43 563
Agricultural crop sector	22 259
Vegetable crop sector	13 126
Fruit crop sector	5 882



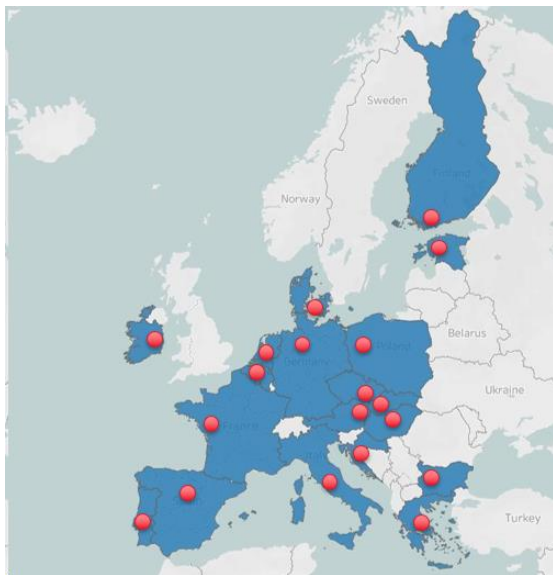
Number of community plant variety rights (CPVRs) granted

Total number of CPVRs granted since 1996	67 705
Ornamental crop sector.....	34 360
Agricultural crop sector	19 512
Vegetable crop sector	10 138
Fruit crop sector	3 695
Number of CPVRs still in force	31 317*



The CPVO **online application system** exists since March 2010 on the CPVO website: www.cpvo.europa.eu
Number of online applications received39 152

Network of Examination Offices in the E.U. on 31/12/2024



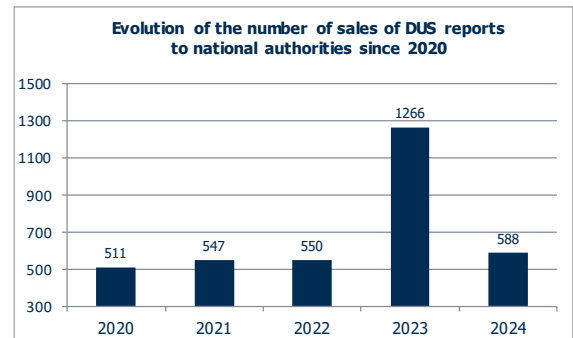
Places where D.U.S. examinations were carried out in the E.U.

International cooperation in variety testing

Number of requests for D.U.S. reports received 15 220
Number of sales of D.U.S. reports since 1998 10 693

Top 5 countries for sales of D.U.S. reports:

Colombia	1 014
Brazil.....	966
United Kingdom	812
Ecuador.....	754
Canada.....	733



Main species represented per crop sector and number of applications received for said species since 1995

Top 5 ornamental species (groups):

Rosa	5 453
Chrysanthemum.....	4 153
Phalaenopsis.....	1 913
Calibrachoa and Petunia	1 745
Pelargonium	1 702

Top 5 agricultural species (groups):

Zea mays	6 246
Triticum aestivum	2 934
<i>Brassica napus</i> L. subsp. <i>napus</i>	2 168
<i>Solanum tuberosum</i> L.....	2 060
<i>Hordeum vulgare</i> L.....	1 835

Top 5 vegetable species (groups):

<i>Lactuca sativa</i> L.	3 570
<i>Solanum lycopersicum</i> L.	2 232
<i>Capsicum annuum</i> L.	935
<i>Cucumis melo</i> L.	712
<i>Pisum sativum</i> L.....	637

Top 5 fruit species (groups):

<i>Prunus persica</i> (L.) Batsch	1 206
<i>Fragaria x ananassa</i> Duchesne ex Rozier.....	914
<i>Malus domestica</i> Borkh.	680
Vitis.....	466
Vaccinium	372

Number of denominations recorded in the **Variety Finder** database: more than 1 500 000 records corresponding to national listings (40%), plant breeder rights (30%), commercial registers (14%), other registers (OECD data...) (9%), EUIPO trademarks (4%) and plant patents (3%) in 74 countries. This database is available on the CPVO website: cpvo.europa.eu - [Follow us on X](#) - [Join us on LinkedIn](#) - [CPVO YouTube Channel](#)