



**EUROPEAN UNION**

**COMMUNITY PLANT VARIETY OFFICE**

**PROTOCOL FOR DISTINCTNESS, UNIFORMITY AND STABILITY TESTS**

*Raphanus sativus L. var. sativus Pers.*

**RADISH**

UPOV Species Code: RAPHA\_SAT\_SAT

**Adopted on 27/03/2002**

## **I SUBJECT OF THE PROTOCOL**

The protocol describes the technical procedures to be followed in order to meet the Council Regulation 2100/94 on Community Plant Variety Rights. The technical procedures have been agreed by the Administrative Council and are based on general UPOV Document TG/1/2 and UPOV Guideline TG/64/6 dated 23/03/1999 for the conduct of tests for Distinctness, Uniformity and Stability. This protocol applies to varieties of *Raphanus sativus* L.var. *sativus* Pers.

## **II SUBMISSION OF SEED AND OTHER PLANT MATERIAL**

1. The Community Plant Variety Office (CPVO) is responsible for informing the applicant of

- the closing date for the receipt of plant material;
- the minimum amount and quality of plant material required;
- the examination office to which material is to be sent.

A sub-sample of the material submitted for test will be held in the variety collection as the definitive sample of the candidate variety.

The applicant is responsible for ensuring compliance with any customs and plant health requirements.

2. Final dates for receipt of documentation and material by the Examination Office

The final dates for receipt of requests, technical questionnaires and the final date or submission period for plant material will be decided by the CPVO and each Examination Office chosen.

The Examination Office is responsible for immediately acknowledging the receipt of requests for testing, and technical questionnaires. Immediately after the closing date for the receipt of plant material the Examination Office should inform the CPVO whether acceptable plant material has been received or not. However if unsatisfactory plant material is submitted the CPVO should be informed as soon as possible.

### 3. Seed requirements

Survey of final dates for request for technical examination and sending of Technical Questionnaire by the CPVO as well as submission date of plant material by the applicant, and quantity of plant material to be supplied by the applicant in one or more samples<sup>1</sup> (the figures in brackets correspond to a split sample, with an initial delivery for the realisation of the DUS test, and a subsequent –greater- submission after completion of this, for variety collection purposes).

	Request of examination	Plant material	Plant material requirements
FRANCE	01.01 01.05 01.09	01.02 01.06 01.10	10,000 seeds (4,000 + 6,000) <sup>1</sup>
GERMANY	Under glass: 01.11 Open field: 01.02	Under glass: 01.12 Open field: 01.03	10,000 seeds (2,000 + 8,000) <sup>1</sup>
NETHERLANDS	None	Within 3 months	5,000 seeds (2,000 + 3,000) <sup>1</sup>
SPAIN	31.05	30.06	10,000 seeds (5,000 + 5,000) <sup>1</sup>
UNITED KINGDOM	15.03	15.04	6,000 seeds (2,000 + 4,000) <sup>1</sup>

Quality of seed: ..... Should not be less than the standards laid down for certified seed in Annex 2 of EC Directive 70/458.

Seed Treatment:..... The plant material must not have undergone any treatment unless the CPVO and the examination office allow or request such treatment. If it has been treated, full details of the treatment must be given.

Special requirements: -

Labelling of sample:..... - Species  
- File number of the application allocated by the CPVO  
- Breeder's reference  
- Examination reference (if known)  
- Name of applicant  
- The phrase "On request of the CPVO".  
- In the case of a split sample<sup>1</sup>, the quantity of seed being submitted

---

<sup>1</sup> subject to feasibility study

### **III CONDUCT OF TESTS**

#### 1. Variety collection

A variety collection will be maintained for the purpose of establishing distinctness of the candidate varieties in test. A variety collection may contain both living material and descriptive information. A variety will be included in a variety collection only if plant material is available to make a technical examination.

Pursuant to Article 7 of Council Regulation No. 2100/94, the basis for a collection should be the following:

- varieties listed or protected at the EU level or at least in one of the EEA Member States;
- varieties protected in other UPOV Member States;
- any other variety in common knowledge.

The composition of the variety collection in each Examination Office depends on the environmental conditions in which the Examination Office is located.

Variety collections will be held under conditions which ensure the long term maintenance of each accession. It is the responsibility of Examination Offices to replace reference material which has deteriorated or become depleted. Replacement material can only be introduced if appropriate tests confirm conformity with the existing reference material. If any difficulties arise for the replacement of reference material Examination Offices must inform the CPVO. If authentic plant material of a variety cannot be supplied to an Examination Office the variety will be removed from the variety collection.

#### 2. Material to be examined

Candidate varieties will be directly compared with other candidates for Community plant variety rights tested at the same Examination Office, and with appropriate varieties in the variety collection. When necessary an Examination Office may also include other candidates and varieties. Examination Offices should therefore make efforts to co-ordinate the work with other Offices involved in DUS testing of radish. There should be at least an exchange of technical questionnaires for each candidate variety, and during the test period, Examination Offices should notify each other and the CPVO of candidate varieties which are likely to present problems in establishing distinctness. In order to solve particular problems Examination Offices may exchange plant material.

### 3. Characteristics to be used

The characteristics to be used in DUS tests and preparation of descriptions shall be those referred to in the Annex 1. All the characteristics shall be used, providing that observation of a characteristic is not rendered impossible by the expression of any other characteristic, or the expression of a characteristic is prevented by the environmental conditions under which the test is conducted. In the latter case, the CPVO should be informed. In addition the existence of some other regulation e.g. plant health, may make the observation of the characteristic impossible.

The Administrative Council empowers the President, in accordance with Article 23 of Commission Regulation N° 1239/95, to insert additional characteristics and their expressions in respect of a variety.

### 4. Grouping of varieties

The varieties and candidates to be compared will be divided into groups to facilitate the assessment of distinctness. Characteristics which are suitable for grouping purposes are those which are known from experience not to vary, or to vary only slightly, within a variety and which in their various states of expression are fairly evenly distributed throughout the collection. In the case of continuous grouping characteristics overlapping states of expression between adjacent groups is required to reduce the risks of incorrect allocation of candidates to groups. The characteristics used for grouping are the following:

- (a) Ploidy (characteristic 1)
- (b) Radish: shape (characteristic 19)
- (c) Radish: coloration of skin (characteristic 22)
- (d) Bi-colored radishes only: Radish: extent of white tip (characteristic 25)

### 5. Trial designs and growing conditions

The minimum duration of tests will normally be two independent growing cycles. For vegetatively propagated varieties, the duration of the testing may be reduced to one growing cycle if the results on distinctness and uniformity are conclusive. Tests will be carried out under conditions ensuring normal growth. The size of the plots will be such that plants or parts of plants may be removed for measuring and counting without prejudice to the observations which must be made up to the end of the growing period.

The test design is as follows:

As a minimum, each test should include a total of 200 plants divided between two replicates.

All observations determined by measurement or counting should be made on 40 plants or parts of 40 plants.

6. Special tests

In accordance with Article 83(3) of Council Regulation No. 2100/94 an applicant may claim either in the Technical Questionnaire or during the test that a candidate has a characteristic which would be helpful in establishing distinctness. If such a claim is made and is supported by reliable technical data, a special test may be undertaken providing that a technically acceptable test procedure can be devised.

Special tests will be undertaken, with the agreement of the President of CPVO, where distinctness is unlikely to be shown using the characters listed in the protocol.

7. Standards for decisions

a) **Distinctness**

A candidate variety will be considered to be distinct if it meets the requirements of Article 7 of Council Regulation No. 2100/94.

b) **Uniformity**

For the assessment of uniformity of open pollinated and hybrid varieties (excluding clearly recognisable inbred plants), relative uniformity standards should be applied.

c) **Stability**

A candidate will be considered to be sufficiently stable when there is no evidence to indicate that it lacks uniformity.

#### **IV REPORTING OF RESULTS**

After each recording season the results will be summarised and reported to the CPVO in the form of a UPOV model interim report in which any problems will be indicated under the headings distinctness, uniformity and stability. Candidates may meet the DUS standards after two growing periods but in some cases three growing periods may be required. When tests are completed the results will be sent by the Examination Office to the CPVO in the form of a UPOV model final report.

If it is considered that the candidate complies with the DUS standards, the final report will be accompanied by a variety description in the format recommended by UPOV. If not the reasons for failure and a summary of the test results will be included with the final report.

The CPVO must receive interim reports and final reports by the date agreed between the CPVO and the examination office.

Interim reports and final examination reports shall be signed by the responsible member of the staff of the Examination Office and shall expressly acknowledge the exclusive rights of disposal of CPVO.

## **V LIAISON WITH THE APPLICANT**

If problems arise during the course of the test the CPVO should be informed immediately so that the information can be passed on to the applicant. Subject to prior agreement, the applicant may be directly informed at the same time as the CPVO particularly if a visit to the trial is advisable.

The interim report as well as the final report shall be sent by the Examination Office to the CPVO.

\*\*\*\*\*

## ANNEXES TO FOLLOW

<b>ANNEX I</b>	<u>PAGE</u>
Table of characteristics .....	9
Explanations and methods .....	15
Literature .....	17

## ANNEX II

Technical Questionnaire



## ANNEX I

### TABLE OF CHARACTERISTICS TO BE USED IN DUS-TEST AND PREPARATION OF DESCRIPTIONS

CPVO No.	UPOV No.	Characteristics	Examples	Note
1.	1.	<b>Ploidy</b>		
		diploid	Amored, Arista	2
G		tetraploid	Boy, Simox	4
2.	2.	<b>Seedling: anthocyanin coloration of hypocotyl</b>		
		absent		1
		present	Cerise	9
3.	3.	<b>Cotyledon: size</b>		
		small	Cerise, Saxa 2	3
		medium	Korund, Rota	5
		large	Boy, Fanal	7
4.	4.	<b>Foliage: width of attachment</b>		
		narrow	Flamino	3
		medium	Amored	5
		wide	Rond écarlate	7
5.	5.	<b>Leaf: attitude</b>		
		erect	Clipo, Karissima, Salto	1
		semi-erect	Balkar, Balored	3
		horizontal	Bel Image, Ronde Witte	5
6.	6.	<b>Leaf: length</b>		
		short	Cerise, Saxa 2	3
		medium	Amored, Novo	5
		long	National 2	7

CPVO No.	UPOV No.	Characteristics	Examples	Note
7.	7.	<b>Leaf blade: shape</b>		
		narrow obovate		1
		obovate	Content, Cyros	3
		broad-obovate	Balkar	5
8.	8.	<b>Leaf blade: shape of apex</b>		
		pointed		1
		rounded	Neckarperle, Sora	2
9.	9.	<b>Leaf blade: hue of green colour</b>		
		absent	Saxa 2	1
		yellowish	Atlas, Serrida, Scarlet Globe	2
		greyish	Balored, Flair, Polka	3
10.	10.	<b>Leaf blade: intensity of green colour</b>		
		light	Flamino, Gaudo	3
		medium	Furabella, Helro	5
		dark	Foxyred	7
11.	11.	<b>Leaf blade: number of lobes</b>		
		very few	Saxa 2	1
		few	Frühwunder, Ilka, Nelson	3
		medium	Cracou, Salto	5
		many		7
12.	12.	<b>Leaf blade: incisions of margin</b>		
		absent		1
		present		9
13.	13.	<b>Leaf blade: depth of incisions of margin</b>		
		shallow	Apolo, Callisto	3
		medium	Cracou	5
		deep		7

CPVO No.	UPOV No.	Characteristics	Examples	Note
14.	14.	<b>Leaf blade: pubescence</b>		
		weak	Disco, Flamboyant 2	3
		medium		5
		strong	Delongpont, Rond écarlate	7
15.	15.	<b>Petiole: anthocyanin coloration</b>		
		absent	Fakir	1
		present	Flamboyant 2	9
16	16.	<b>Petiole: intensity of anthocyanin coloration</b>		
		weak	Flamino, Mirabeau	3
		medium	Forro	5
		strong	Pernot	7
17.	17.	<b>Radish: thickness</b>		
		thin	Gaudry 2	3
		medium		5
		thick	Rond rose à très grand bout blanc	7
18.	18.	<b>Radish: width of root</b>		
		thin	Clipo	3
		medium	Apolo, Cerise, Flamboyant 2	5
		thick		7


CPVO No.	UPOV No.	Characteristics	Examples	Note
19.	19.	<b>Radish: shape</b>		
		transverse elliptic	Fakir, Rond rose à très grand bout blanc	1
		circular	Cerise, Tinto	2
		elliptic		3
		obovate		4
		broad rectangular	Delongpont, De Pontoïse, Pernot	5
		rectangular	Clipo, Fluo, Salto	6
		narrow rectangular	Albion, Apolo	7
		narrow obtriangular		8
<b>G</b>		iciclical	Blanche transparente	9
20.	20.	<b>Radish: shape of crown</b>		
		concave		1
		plane	Ascari, Amored	2
		convex	Arista	3
21.	21.	<b>Radish: shape of base</b>		
		narrow acute	Blanche transparente	1
		acute	Flambo	2
		obtuse		3
		rounded	Bamba, Callisto	4
		flat	À forcer rond écarlate	5
22.	22.	<b>Radish: coloration of skin</b>		
		one colored	Balored, Cerise	1
<b>G</b>		bi-colored	Flamboyant 2	2
23.	23.	<b>Radish: colour of upper part</b>		
		white	Blanche transparente	1
		pink		2
		red		3
		violet		4

CPVO No.	UPOV No.	Characteristics	Examples	Note
24.	24.	<b>Radish: expression of red colour of upper part</b>		
		vermilion	Flamino	1
		scarlet	Fakir, Rota	2
		carmine	Parat	3
25.		<b><u>Radishes with red colour of upper part only: Radish: intensity of red colour of upper part</u></b>		
		light		3
		medium		5
<b>G</b>		dark		7
26.	25.	<b><u>Bi-coloured radishes only: Radish: extent of white tip</u></b>		
		very small	Demi-long écarlate à très petit bout blanc2	1
		small	Delikat, Flamino	3
		medium	Fakir, Pépito	5
		large	Séraphin	7
		very large	Rond rose à très grand bout blanc 2	9
27.	26.	<b>Radish: thickness of cortex</b>		
		thin	Karissima	3
		medium	Boy, Fanal, Korund	5
		thick	Ilka	7
28.	27.	<b>Radish: colour of flesh</b>		
		translucent	Albion	1
		opaque	Hilmar	2

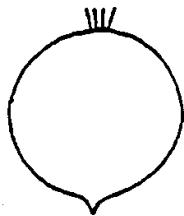
CPVO No.	UPOV No.	Characteristics	Examples	Note
29.	28.	<b>Time of harvest maturity</b>		
		very early		1
		early	Apolo, Rota	3
		medium	Cerise	5
		late	Flamboyant 2	7
	very late		9	
30.	29.	<b>Radish: tendency to become pithy</b>		
		absent or very weak	Alttox, Carnita	1
		weak	Apolo, Flambo, Parat	3
		medium	Aviso	5
		strong	Boy, Cherry Belle	7
	very strong		9	

## EXPLANATIONS AND METHODS

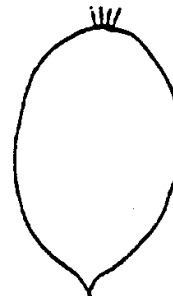
### Ad. 19: Radish: shape



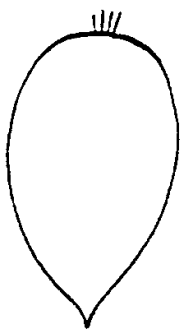
1  
transverse elliptic



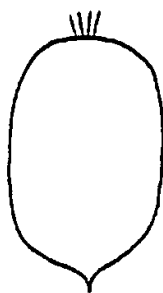
2  
circular




3  
elliptic




4  
obovate



5  
broad rectangular



6  
rectangular



7  
narrow rectangular



8  
narrow obtriangular

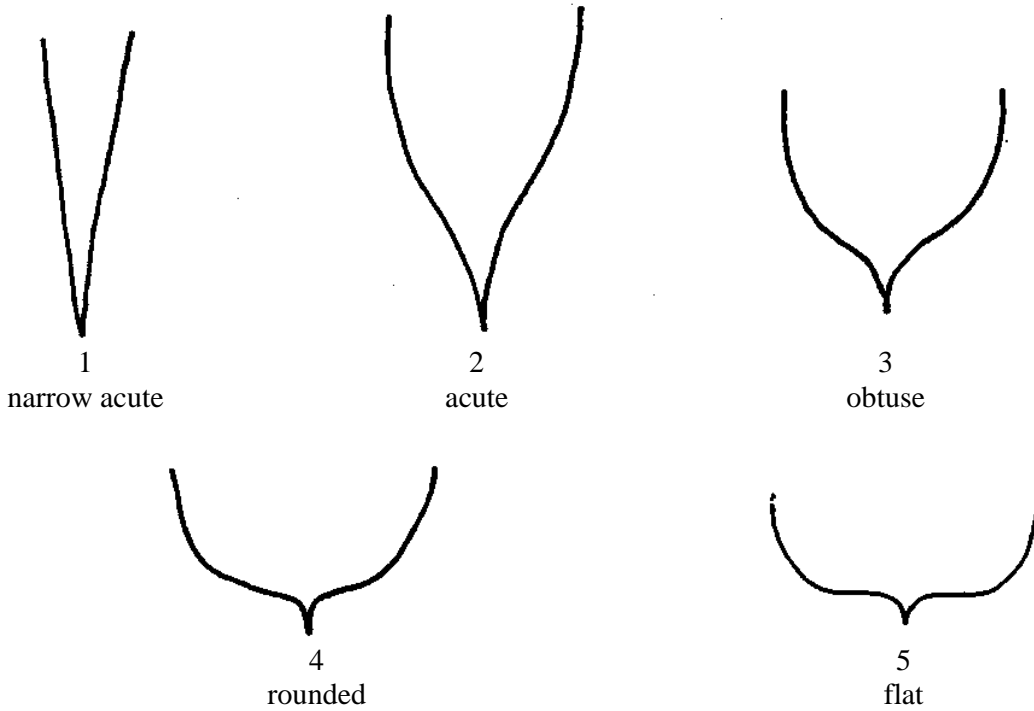


9  
iciclical

Ad. 11: Leaf blade: number of lobes

Parts of the leaf blade are considered as lobes if the cutting is at least half the distance between the margin of the leaf and the mid-rib.

Ad. 21: Radish: shape of base





## **LITERATURE**

No specific literature.

## ANNEX II



European Union  
Community Plant Variety Office

### TECHNICAL QUESTIONNAIRE

to be completed in connection with an application for Community Plant Variety Rights  
Please answer all questions. A question without any answer will lead to a non-attribution of an application date. In cases where a field / question is not applicable, please state so.

1. **Botanical taxon:** Name of the genus, species or sub-species to which the variety belongs and common name

*Raphanus sativus L. var. sativus Pers.*

RADISH

2. **Applicant(s):** Name(s) and address(es), phone and fax number(s), Email address, and where appropriate name and address of the procedural representative

3. **Variety denomination**

a) Where appropriate proposal for a variety denomination:

b) Provisional designation (breeder's reference):

**4. Information on origin, maintenance and reproduction of the variety**

**4.1 Breeding, maintenance and reproduction of the variety**

Please indicate breeding scheme, parents, and other relevant information

(i) hybrid.....[ ]

(ii) open-pollinated variety .....[ ]

(iii) parent line .....[ ]

Other information on genetic origin and breeding method

**4.2 Geographical origin of the variety:** the region and the country in which the variety was bred or discovered and developed

**4.3 Shall the information on data relating to components of hybrid varieties including data related to their cultivation be treated as confidential?**

[ ] YES                      [ ] NO

If yes, please give this information on the attached form for confidential information.

If no, please give information on data relating to components of hybrid varieties including data related to their cultivation:

Breeding scheme (indicate female component first)

<b>5. Characteristics of the variety to be indicated</b> (the number in brackets refers to the corresponding characteristic in the CPVO Protocol; please mark the state of expression which best corresponds).			
	<b>Characteristics</b>	<b>Example varieties</b>	<b>Note</b>
<b>5.1</b> <b>(1)</b>	<b>Ploidy</b>		
	diploid	Amored, Arista	2 [ ]
	tetraploid	Boy, Simox	4 [ ]
<b>5.2</b> <b>(19)</b>	<b>Radish: shape</b>		
	transverse elliptic	Fakir, Rond rose à très grand bout blanc	1 [ ]
	circular	Cerise, Tinto	2 [ ]
	elliptic		3 [ ]
	obovate		4 [ ]
	broad rectangular	Delongpont, De Pontoïse, Pernot	5 [ ]
	rectangular	Clipo, Fluo, Salto	6 [ ]
	narrow rectangular	Albion, Apolo	7 [ ]
	narrow obtriangular		8 [ ]
iciclical	Blanche transparente	9 [ ]	
<b>5.3</b> <b>(22)</b>	<b>Radish: coloration of skin</b>		
	one colored	Balored, Cerise	1 [ ]
	bi-colored	Flamboyant 2	2 [ ]
<b>5.4</b> <b>(23)</b>	<b>Radish: colour of upper part</b>		
	white	Blanche transparente	1 [ ]
	pink		2 [ ]
	red		3 [ ]
	violet		4 [ ]

Characteristics		Example varieties	Note
<b>5.5</b> (26)	<b><u>Bi-colored radishes only:</u> Radish: extent of white tip</b>		
	very small	Demi-long écarlate à très petit bout blanc 2	1 [ ]
	small	Delikat, Flamino	3 [ ]
	medium	Fakir, Pépito	5 [ ]
	large	Séraphin	7 [ ]
	very large	Rond rose à très grand bout blanc 2	9 [ ]
<b>5.6</b> (29)	<b>Time of harvest maturity</b>		
	very early		1 [ ]
	early	Apolo, Rota	3 [ ]
	medium	Cerise	5 [ ]
	late	Flamboyant 2	7 [ ]
	very late		9 [ ]
<b>6. Similar varieties and differences from these varieties:</b>			
Denomination of similar variety	Characteristic in which the similar variety is different <sup>1)</sup>	State of expression of similar variety	State of expression of candidate variety
<p><sup>1)</sup> In the case of identical states of expressions of both varieties, please indicate the size of the difference</p>			
<b>7. Additional information which may help to distinguish the variety</b>			
<b>7.1 Resistance to pests and diseases</b>			

**7.2 Special conditions for the examination of the variety**

YES, please specify

NO

**7.3 Other information**

YES, please specify

NO

**8. GMO-information required**

The variety represents a Genetically Modified Organism within the meaning of Article 2(2) of Council Directive EC/2001/18 of 12/03/2001.

YES                       NO

If yes, please add a copy of the written attestation of the responsible authorities stating that a technical examination of the variety under Articles 55 and 56 of the Basic Regulation does not pose risks to the environment according to the norms of the above-mentioned Directive.

**9. Information on plant material to be examined**

**9.1** The expression of a characteristic or several characteristics of a variety may be affected by factors, such as pests and disease, chemical treatment (e.g. growth retardants or pesticides), effects of tissue culture, different rootstocks, scions taken from different growth phases of a tree, etc.

**9.2** The plant material should not have undergone any treatment which would affect the expression of the characteristics of the variety, unless the competent authorities allow or request such treatment. If the plant material has undergone such treatment, full details of the treatment must be given. In this respect, please indicate below, to the best of your knowledge, if the plant material to be examined has been subjected to:

- |   |                              |                             |
|---|------------------------------|-----------------------------|
| (a) Microorganisms (e.g. virus, bacteria, phytoplasma)      | <input type="checkbox"/> Yes | <input type="checkbox"/> No |
| (b) Chemical treatment (e.g. growth retardant or pesticide) | <input type="checkbox"/> Yes | <input type="checkbox"/> No |
| (c) Tissue culture  | <input type="checkbox"/> Yes | <input type="checkbox"/> No |
| (d) Other factors   | <input type="checkbox"/> Yes | <input type="checkbox"/> No |

Please provide details of where you have indicated "Yes":

I/we hereby declare that to the best of my/our knowledge the information given in this form is complete and correct.

Date

Signature

Name

[End of document]