



European Union
Community Plant Variety Office

PROTOCOL FOR DISTINCTNESS, UNIFORMITY AND STABILITY TESTS

Spathiphyllum Schott

SPATHIPHYLLUM

UPOV Species Code: SPTHP

Adopted on 27th March 2003

I - SUBJECT OF THE PROTOCOL

The protocol describes the technical procedures to be followed in order to meet the Council Regulation 2100/94 on Community Plant Variety Rights. The technical procedures have been agreed by the Administrative Council and are based on general UPOV Document TG/1/3 and UPOV Guideline TG/135/3 dated 12th October 1990 for the conduct of tests for Distinctness, Uniformity and Stability. This protocol applies to all vegetatively propagated varieties of *Spathiphyllum Schott*.

II - SUBMISSION OF PLANT MATERIAL

1. The Community Plant Variety Office (CPVO) is responsible for informing the applicant of

- the closing date for the receipt of plant material;
- the minimum amount and quality of plant material required;
- the examination office to which material is to be sent.

The applicant is responsible for ensuring compliance with any customs and plant health requirements.

2. Final dates for receipt of documentation and material by the Examination Office

The final dates for receipt of requests, technical questionnaires and the final date or submission period for plant material will be decided by the CPVO and each Examination Office chosen.

The Examination Office is responsible for immediately acknowledging the receipt of requests for testing, and technical questionnaires. If no or unsatisfactory plant material is submitted the CPVO should be informed as soon as possible.

3. Plant material requirements

Survey of final dates for request for technical examination and sending of Technical Questionnaire by the CPVO as well as submission date of plant material by the applicant, and quantity of plant material to be supplied by the applicant in one sample.

Examination Office in:	Request of examination	Plant material	
The Netherlands	01/12	between 01/03 and 31/03	25 young plants of commercial standard

Quality: The plant material supplied should be visibly healthy, not lacking in vigour or affected by any important pest or disease, especially virus.

The plant material must not have undergone any treatment unless the CPVO and the examination office allow or request such treatment. If it has been treated, full details of the treatment must be given.

Labelling of sample: - Species
- File number of the application allocated by the CPVO
- Breeder's reference
- Examination reference (if known)
- Name of applicant
- The phrase "On request of the CPVO"

III - CONDUCT OF TESTS

1. Variety collection

A variety collection will be maintained for the purpose of establishing distinctness of the candidate varieties in test. A variety collection may contain both living material and descriptive information. A variety will be included in a reference collection only if plant material is available to make a technical examination.

Pursuant to Article 7 of Council Regulation No. 2100/94, the basis for a collection should be the following:

- varieties listed or protected at the EU level;
- varieties protected in other UPOV Member States;
- any other variety in common knowledge.

It is the responsibility of Examination Office to keep the variety collection up to date.

2. Material to be examined

Candidate varieties will be directly compared with other candidates for Community plant variety rights tested at the same Examination Office, and with appropriate varieties in the variety collection. When necessary an Examination Office may also include other candidates and varieties.

3. Characteristics to be used

The characteristics to be used in DUS tests and preparation of descriptions shall be those referred to in Annex 1. All the characteristics shall be used, providing that observation of a characteristic is not rendered impossible by the expression of any other characteristic, or the expression of a characteristic is prevented by the environmental conditions under which the test is conducted. In the latter case, the CPVO should be informed. In addition the existence of some other regulation e.g. plant health, may make the observation of the characteristic impossible.

The Administrative Council empowers the President, in accordance with Article 23 of Commission Regulation N° 1239/95, to insert additional characteristics and their expressions in respect of a variety.

4. Grouping of varieties

The varieties and candidates to be compared will be divided into groups to facilitate the assessment of distinctness. Characteristics which are suitable for grouping purposes are those which are known from experience not to vary, or to vary only slightly, within a variety and which in their various states of expression are fairly evenly distributed throughout the collection. In the case of continuous grouping characteristics overlapping states of expression between adjacent groups is required to reduce the risks of incorrect allocation of candidates to groups. The characters used for grouping are the following:

Plant: number of shoots (characteristic 1)

5. Trial designs and growing conditions

The minimum duration of tests will normally be one growing cycle if the results on distinctness and uniformity are conclusive. Tests will be carried out under conditions ensuring normal growth. The size of the plots will be such that plants or parts of plants may be removed for measuring and counting without prejudice to the observations which must be made up to the end of the growing period.

The test design is as follows:

As a minimum, each test should include a total of 20 plants. Separate plots for observation and for measuring can only be used if they have been subject to similar environmental conditions.

All observations determined by measurement or counting should be made on 10 plants or parts taken from each of 10 plants.

All observations should be made on plants at the time of full flowering.

All observations on the leaf blade and the petiole should be made on the leaf supporting the inflorescence.

The test should normally be conducted at one place.

The test should be carried out in the greenhouse under the following growing conditions:

Soil..... well drained fertile soil, with a high content of organic matter or organic substrate.

Temperature..... minimum 15 °C

Light in summer heavy shading

Number of plants per pot..... 1

6. Special tests

In accordance with Article 83(3) of Council Regulation No. 2100/94 an applicant may claim either in the Technical Questionnaire or during the test that a candidate has a characteristic which would be helpful in establishing distinctness. If such a claim is made and is supported by reliable technical data, a special test may be undertaken providing that a technically acceptable test procedure can be devised.

Special tests will be undertaken, with the agreement of the President of CPVO, where distinctness is unlikely to be shown using the characters listed in the protocol.

7. Standards for decisions

a) **Distinctness**

A candidate variety will be considered to be distinct if it meets the requirements of Article 7 of Council Regulation No. 2100/94.

b) **Uniformity**

For the assessment of uniformity a population standard of 1% with an acceptance probability of at least 95% should be applied.

For vegetatively propagated varieties, the candidate will be considered to be sufficiently uniform if the number of off-types does not exceed 1 in 20 plants examined.

c) Stability

A candidate will be considered to be sufficiently stable when there is no evidence to indicate that it lacks uniformity.

IV - REPORTING OF RESULTS

After each growing cycle the results will be summarised and reported to the CPVO in the form of a UPOV model interim report in which any problems will be indicated under the headings distinctness, uniformity and stability. Candidates may meet the DUS standards after one growing cycle but in some cases two or more growing cycles may be required. When tests are completed the results will be sent by the Examination Office to the CPVO in the form of a UPOV model final report.

If it is considered that the candidate complies with the DUS standards, the final report will be accompanied by a variety description in the format recommended by UPOV. If not the reasons for failure and a summary of the test results will be included with the final report.

The CPVO must receive interim reports and final reports by the date agreed between the CPVO and the examination office.

Interim reports and final examination reports shall be signed by the responsible member of the staff of the Examination Office and shall expressly acknowledge the exclusive rights of disposal of CPVO.

V - LIAISON WITH THE APPLICANT

If problems arise during the course of the test the CPVO should be informed immediately so that the information can be passed on to the applicant. Subject to prior agreement, the applicant may be directly informed at the same time as the CPVO particularly if a visit to the trial is advisable.

The interim report and final report shall be sent by the Examination Office to the CPVO.

ANNEXES TO FOLLOW

ANNEX I	<u>PAGE</u>
Table of characteristics	8
Legend:	
(+) See explanations on the Table of characteristics	
Explanations on the table of characteristics	12
Literature	14

ANNEX II

Technical questionnaire

ANNEX I

TABLE OF CHARACTERISTICS

CPVO N°	UPOV N°	Characteristics		Examples	Note
1.	1.	Plant: number of shoots	few	White Favorite	3
			medium	Fiorinda	5
			many	White Lady	7
2.	2	Leaf blade: length	short	Sandra	3
			medium		5
			long	White Lady	7
3.	3.	Leaf blade: width	narrow	Compact	3
			medium	White Lady	5
			broad	Saturn	7
4.	4.	Leaf blade: green colour	light	White Lady	3
			medium		5
			dark	White Princess	7
5.	5.	Leaf blade: bulging between veins	weak	White Success	3
			medium	White Lady	5
			strong	Neptune	7
6. (+)	6. (+)	Petiole: length of sheath	short	White Favorite	3
			medium	White Beauty	5
			long	Fiorinda	7
7. (+)	7 (+)	Petiole: length from sheath to leaf blade	short	White Success	3
			medium	White Favorite	5
			long	White Freedom	7

CPVO N°	UPOV N°	Characteristics	Examples	Note
8.	8.	Petiole: colour of upper part in relation to leaf blade	similar	1
			lighter	White Favorite 2
9.	9.	Peduncle: length to base of spathe	short	White Favorite 3
			medium	White Lady 5
			long	Mauna Loa 7
10. (+)	10. (+)	Spathe: length of fused part	short	Neptune 3
			medium	White Success 5
			long	White Lady 7
11. (+)	11. (+)	Spathe: length	short	White Favorite 3
			medium	Neptune 5
			long	White Beauty 7
12. (+)	12. (+)	Spathe: width	narrow	White Favorite 3
			medium	Neptune 5
			broad	White Princess 7
13. (+)	13. (+)	Spathe: depth	shallow	Pallas 3
			medium	White Favorite 5
			deep	Saturn 7
14. (+)	14. (+)	Spathe: predominant shape of base	truncate	Luna 1
			attenuate	White Favorite 2
			unequal-sided	White success 3

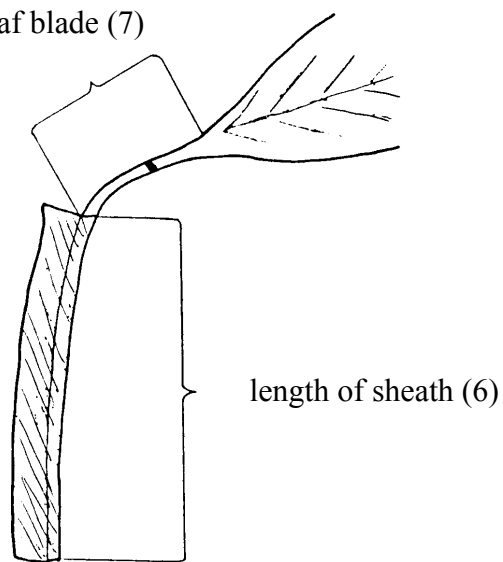
CPVO N°	UPOV N°	Characteristics	Examples	Note	
15.	15.	Spathe: area of green colour extending from tip on <u>inner</u> side	absent or very small	Fiorinda	1
			small	Elegance	3
			medium		5
			large		7
			very large		9
16.	16.	Spathe: area of green colour extending from tip on <u>outer</u> side	absent or very small	White Princess	1
			small	White Lady	3
			medium	White Beauty	5
			large		7
			very large		9
17. (+)	17. (+)	Spadix: length of stalk	short	White Princess	3
			medium	White Success	5
			long	White Favorite	7
18. (+)	18. (+)	Spadix: length	short	White Elegance	3
			medium	White Favorite	5
			long	White Lady	7
19. (+)	19. (+)	Spadix: diameter	small		3
			medium	White Favorite	5
			large	Fiorinda	7
20. (+)	20. (+)	Spadix: attitude of stalk of spadix compared to that of fused part of spathe	not in line	Castor	1
			in line	Saturn	2

CPVO N°	UPOV N°	Characteristics	Examples	Note	
21. (+)	21. (+)	Ovary: shape of tip	pointed	White Success	1
			rounded	Neptune	2
22.	22.	Time of flowering	early	White Favorite	3
			medium	White Beauty	5
			late	White Lady	7

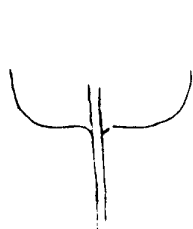
EXPLANATIONS ON THE TABLE OF CHARACTERISTICS

Ad 6+7: Petiole: length of sheath (6) and length from sheath to leaf blade (7)

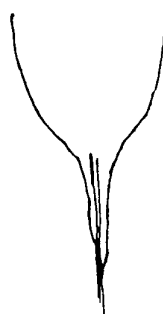
Length from sheath to leaf blade (7)



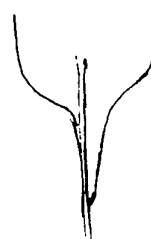
Ad. 14: Spathe: predominant shape of base



1
truncate

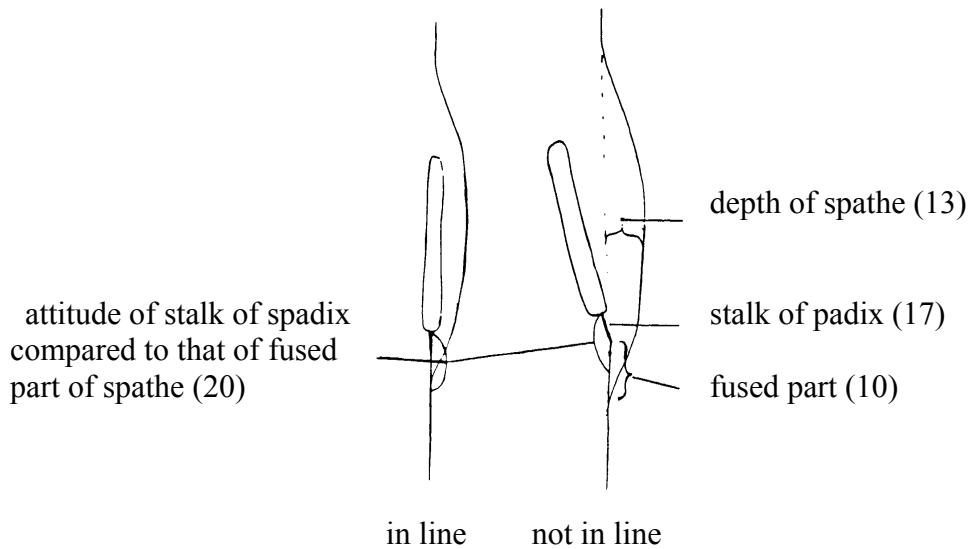
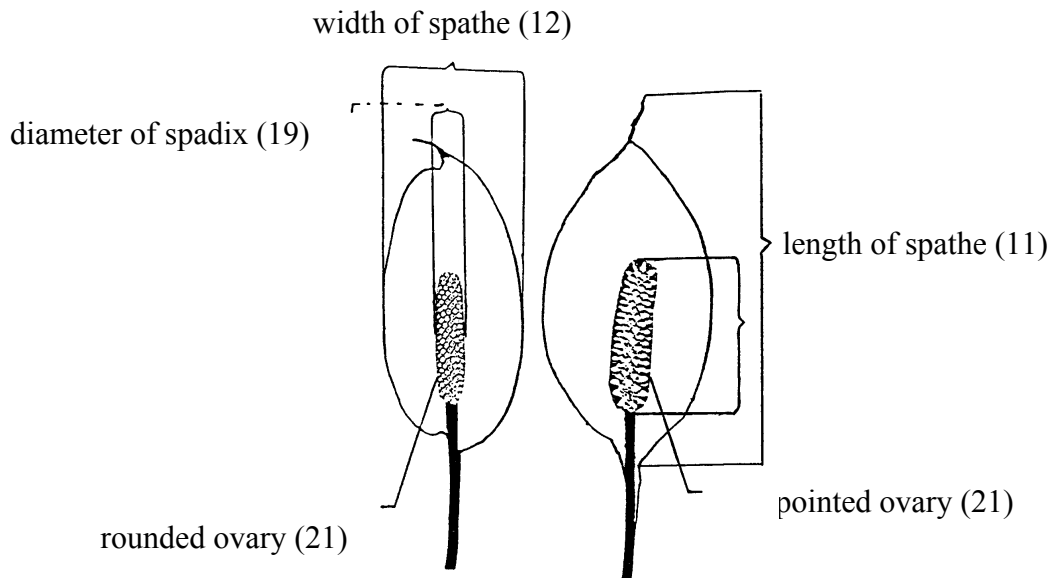


2
attenuate



3
unequal sided

Ad 10-13 + 17-21: Definitions of the spathe and spadix



LITERATURE

Bailey, L.H. and Bailey, E.Z.: Hortus Third, A Concise Dictionary of Plants Cultivated in the United States and Canada, "Spathiphyllum," MacMillan Publishing Co. Inc., New York, London, p. 1062.

Thomas H. Everett: The New York Botanical Garden Illustrated Encyclopedia of Horticulture, "Spathiphyllum," New York, Garland Publishing Inc., Vol. 9, pp. 3193-3194.

ANNEX I



European Union
Community Plant Variety Office

TECHNICAL QUESTIONNAIRE

to be completed in connection with an application for Community Plant Variety Rights
Please answer all questions. A question without any answer will lead to a non-attribution
of an application date. In cases where a field / question is not applicable, please state so.

1. Botanical taxon: Name of the genus, species or sub-species to which the variety belongs and common name:

Spathiphyllum Schott.

SPATHIPHYLLUM

Species (indicate)

2. Applicant(s): Name(s) and address(es), phone and fax number(s), e-mail address, and where appropriate name and address of the procedural representative

.....

.....

3. Variety denomination

a) Where appropriate proposal for a variety denomination:

.....

b) Provisional designation (breeder's reference):

.....

4. Information on origin, maintenance and reproduction of the variety

4.1 Origin

(a) Seedling (indicate parent varieties) []

.....
.....
.....
.....

(b) Mutation (indicate parent variety) []

.....
.....
.....
.....

(c) Discovery (indicate where, when and how the variety has been developed): []

.....
.....
.....
.....

(d) Other (please specify) []

.....
.....
.....
.....

4.2 Method of propagation

(a) Cuttings []

(b) *In vitro* propagation []

(c) Seed []

(d) Other (please specify): []

.....
.....
.....
.....
.....
.....

4.3 Other information on genetic and breeding method

In the case of seed propagated varieties method of production:

(a) Self-pollinated []

(b) Cross-pollinated (please give details)..... []

.....
.....
.....
.....

(c) Hybrid (please give details)..... []

.....
.....
.....
.....
.....
.....

4.4 Geographical origin of the variety: the region and the country in which the variety was bred or discovered and developed.

.....

5. Characteristics of the variety to be indicated: (the number in brackets refers to the corresponding characteristic in the CPVO Technical Protocol; please mark the state of expression which best corresponds).

Characteristics		Example varieties	Note
5.1 (1)	Plant: number of shoots		
	few	White Favorite	3 []
	medium	Fiorinda	5 []
	many	White Lady	7 []
5.2 (11)	Spathe: length		
	short	White Favorite	3 []
	medium	Neptune	5 []
	long	White Beauty	7 []

6. Similar varieties and differences from these varieties:

Denomination of similar variety	Characteristic in which the similar variety is different ¹⁾	State of expression of similar variety	State of expression of candidate variety
.....
.....
.....
.....
.....

¹⁾ In the case of identical states of expressions of both varieties, please indicate the size of the difference

7. Additional information which may help to distinguish the variety

A representative printed-out colour photo of the variety **must** be added to the technical questionnaire.

7.1 Plant: use

Flowering plant []

Parent line []

Other (please specify): []

.....

7.2 Special conditions for the examination of the variety

[] YES, please specify

[] NO

7.3 Other information

[] YES, please specify

[] NO

8. GMO-information required

The variety represents a Genetically Modified Organism within the meaning of Article 2(2) of Council Directive 2001/18/EC of 12/03/2001.

YES NO

If yes, please add a copy of the written attestation of the responsible authorities stating that a technical examination of the variety under Articles 55 and 56 of the Basic Regulation does not pose risks to the environment according to the norms of the above-mentioned Directive.

9. Information on plant material to be examined

9.1 The expression of a characteristic or several characteristics of a variety may be affected by factors, such as pests and disease, chemical treatment (e.g. growth retardants or pesticides), effects of tissue culture, different rootstocks, scions taken from different growth phases of a tree, etc.

9.2 The plant material should not have undergone any treatment which would affect the expression of the characteristics of the variety, unless the competent authorities allow or request such treatment. If the plant material has undergone such treatment, full details of the treatment must be given. In this respect, please indicate below, to the best of your knowledge, if the plant material to be examined has been subjected to:

- | | | |
|---|------------------------------|-----------------------------|
| (a) Microorganisms (e.g. virus, bacteria, phytoplasma) | <input type="checkbox"/> Yes | <input type="checkbox"/> No |
| (b) Chemical treatment (e.g. growth retardant or pesticide) | <input type="checkbox"/> Yes | <input type="checkbox"/> No |
| (c) Tissue culture | <input type="checkbox"/> Yes | <input type="checkbox"/> No |
| (d) Other factors | <input type="checkbox"/> Yes | <input type="checkbox"/> No |

Please provide details of where you have indicated "Yes":

.....
.....
.....
.....
.....
.....
.....
.....
.....
.....
.....

I/We hereby declare that to the best of my/our knowledge the information given in this form is complete and correct.

Date

Signature

Name

[End of document]